

Organization Information

Legal Name

San Diego Children's Discovery Museum

DBA (if Applicable)

The Children's Museum of Discovery

Program Name/Title

Access for All Mobile Children's Museum Scholarships for Fallbrook Children

Brief Program Description

So far, CMoD's Mobile Children's Museum has delivered 38 STEM workshops to about 700 students in Fallbrook Union Elementary Schools to TK and Kindergarten classes. We have two more visits planned.

Service Area

Fallbrook

Number of residents that directly benefit (participant/client) from this program.

700

What language(s) is this program accommodating:

English

Target Population - Age

	Percent of program participants	Number of participants
Children (infants to 12)	675	
Young Adults (13-17)		
Adults (18-60)	25	
Seniors (60+)		
We do not collect this data (indicate with 100%)*		

Target Population not collected - Age

Estimates are:

Children (infants to 12) (90%)

Adults 18+ (10%)

Target Population - Gender

	Percent of program participants
Female	
Male	
Non-binary/other	
Unknown*	100

*Target Population - Gender

While we do not collect this data, the Fallbrook Union School District (FUSD) collects it as part of their student records. This ensures demographic data, including gender, is tracked comprehensively, allowing us to focus on delivering equitable programming without duplicating FUSD's existing data efforts.

Target Population - Income Level

	Percent of program participants
Extremely Low-Income Limits, ceiling of \$32,100	
Very Low (50%) Income Limits, ceiling of \$53,500	
Low (80%) Income Limits, ceiling of \$85,600	
Higher Than Listed Limits	
We do not collect this data (indicate with 100%)*	100

***Target Population - Income Level**

We do not collect income-level data for our program participants because the Fallbrook Union School District manages this information as part of their student records. Our focus is on providing accessible, equitable educational experiences for all students, regardless of their income level, and we rely on the district's data systems to ensure demographic needs are met without duplicating efforts.

What demographic group does this program predominately serve:

Youth - school based

Program/Services Description - Social Determinants of Health

Education Access & Quality (Early Childhood Education and Development, Enrollment in Higher Education, High School Graduation, Language and Literacy)

Program Objectives & Measurable Outcomes

By the end of the 2025-2026 academic year, the Mobile Children's Museum aims to deliver a minimum of 45 STEM workshops to ALL PreK, TK, and Kindergarten students in Fallbrook Union Elementary Schools, impacting over 850 children, and ensuring financial inclusivity for all participants through Access for All scholarships. This goal will be evaluated quarterly by assessing program success through structured observations, surveys, and participation metrics, with the goal of enhancing social-emotional development, academic engagement, and overall effectiveness through continuous improvement strategies.

So far, CMod's Mobile Children's Museum has delivered 38 STEM workshops to about 700 students in Fallbrook Union Elementary Schools TK, and Kindergarten students with two more visits planned.

Please note: We requested \$20,000 in funding to delivered 45 STEM workshops to ALL PreK, TK, and Kindergarten students in Fallbrook Union Elementary Schools, with the goals of impacting 850 children fully covered by scholarships. We received \$18,000 in funding, less than the requested \$20,000, so please note our final total number of students impacted may be slightly less than the amount in our initial request.

The Mobile Children's Museum program has nearly successfully met our outlined goal and achieved measurable progress toward expanding access to STEM education while prioritizing financial inclusivity, academic engagement, and continuous improvement. Each objective has been directly tied to the program's overall goal of serving all PreK, TK, and Kindergarten students in Fallbrook Union Elementary Schools.

Objective 1: Financial Inclusivity

Goal: Ensure access to all students regardless of socioeconomic status through Access for All scholarships.

Measured Outcome: Achieved 100% financial inclusivity, with at least 850 children fully covered by scholarships.

Program Impact: This objective directly supports the goal by eliminating

barriers to participation, guaranteeing that every student in the district receives equal access to STEM workshops.

The success was achieved by securing funding to cover all costs of participation, making inclusivity a cornerstone of the program.

Objective 2: Access to STEM Education

Goal: Deliver a minimum of 45 STEM workshops to all PreK, TK, and Kindergarten students, reaching at least 850 children.

Measured Outcome: We are close to meeting the goal and now have delivered STEM workshops to over 700 students in Fallbrook schools.

Program Impact: This objective ensured that all early learners in the district had the opportunity to experience hands-on STEM lessons.

Consistently high participation numbers demonstrated both the effectiveness of scheduling workshops across multiple campuses and the strong demand for STEM programming.

Objective 3: Enhancing Academic Engagement

Goal: Implement grade-specific, standards-aligned STEM workshops to build foundational skills and promote engagement.

Measured Outcome: We have developed two Next Generation Science Standards (NGSS)-aligned workshops, "Creature Features" and the Mobile Preschool Exhibits, designed to foster curiosity, problem-solving, fine motor skills, and collaborative learning.

Teacher feedback has indicated strong evidence of improved social-emotional development, communication, and engagement in problem-solving activities.

Program Impact: By aligning workshops with both NGSS and Common Core standards, CMoD directly

addressed academic requirements while offering experiential learning that made science tangible for young learners. This alignment is ensuring that the program reinforced classroom learning objectives while also supporting social-emotional growth.

Objective 4: Evaluating Program Success

Goal: Use structured observations, surveys, and participation metrics to evaluate and continuously improve programming.

Measured Outcome: Teacher surveys are showing overwhelmingly positive feedback. For example, responses highlighted how students were engaged in collaborative problem-solving, practiced communication skills, and built fine and gross motor skills while enjoying the process. Teacher evaluations have nearly been completed, and the data is being used to adjust programming and further strengthen its impact.

Program Impact: This evaluation process is reaffirming program effectiveness while providing a clear feedback loop for growth.

Challenges have included ensuring that workshops remained adaptable to the diverse needs of different classrooms; however, our years of experience and documented teacher feedback allowed CMoD to refine the workshops, making them even more responsive.

Overall Program Effectiveness

The Mobile Children's Museum has nearly achieved our primary goal by serving every PreK, TK, and Kindergarten student in Fallbrook Union Elementary Schools, with over 700 children impacted already. The program is not only meeting its SMART goals but also advanced learning beyond STEM content by fostering social-emotional development, communication, and collaboration among students. By integrating financial inclusivity, access, standards-aligned curriculum, and ongoing evaluation, this comprehensive approach is creating long-lasting benefits for both students and teachers.

Please upload an Impact Story (Word or pdf preferred).

2025_Impact_Report -compressed.pdf

FRHD Acknowledgment

Social Media Postings

Website Display

Other

FRHD Acknowledgment



Children's Museum of Discovery

1,529 followers

2mo · 🌐

Thank you to [Fallbrook Regional Health District](#) for their generous grant supporting our Mobile Children's Museum! This partnership will bring hands-on STREAM learning experiences to every Preschool, TK, and Kindergarten student in the Fallbrook Union School District, ensuring early learners have access to high-quality educational enrichment right in their community.



Program Budget

FRHD Expenses To Date.pdf

THANK YOU!



Mobile Children's
Museum



FALLBROOK REGIONAL HEALTHCARE DISTRICT!

25th anniversary *impact report*



This year, San Diego Children's Discovery Museum is celebrating 25 years of exploration, imagination, and experimentation. It is thanks to you, our community of families, supporters, and advocates, that we have served over 1.3 million families and children since our founding in 2000.

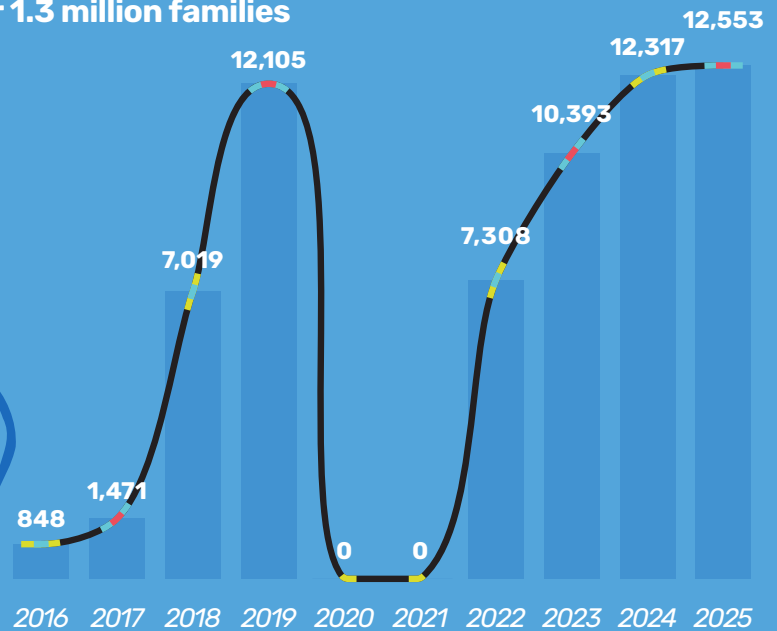

Mobile Children's Museum

16 school districts and educational partners served across San Diego County

8 mobile workshop and exhibit programs developed to adhere to CA learning standards and focused on early STREAM* education.

"We were so excited for the mobile exhibit visit! Because of our distance away from the city, our children sometimes miss out on educational experiences. We were so pleased that they were able to problem solve, work on cooperation and have some good old-fashioned fun with your engineering tasks. It was great to see the teamwork, inclusion and creative thinking that arose from their play!"

- Teacher, Julian Elementary



Children served through Mobile

Over 60,000 students to date!

"Our family has 3 children on the autism spectrum which makes outings difficult and stressful for the kids. We have found the discovery museum to be a fantastic resource for our kids... We are grateful for their service and we hope our experience demonstrates why we NEED places like these for all kids and especially for those with sensory needs."

- Erick, Museum Member



Access for All

Since 2017, the Access for All program has subsidized admissions and memberships for economically disadvantaged children and families.

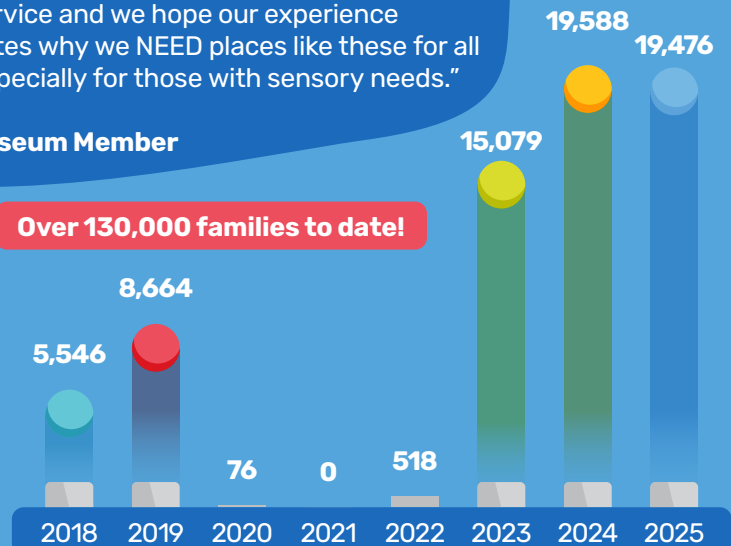
59,799 military and veteran families served

2,688 students participated in onsite field trips

1,625 families with children with sensory sensitivities served during weekly Sensory Friendly Mornings.

*STREAM: science, technology, reading, engineering, art, and math

Over 130,000 families to date!



Families Served through Access for All

Investing in the Future

New Exhibits

\$500,000 invested in creating new and innovative hands-on experiences for continued growth and enhanced educational opportunities for families.



Water Ways



Curiosity



Toddler Tidepool



Storytime Inventing



Habitat Hangout



Musical Welcome Garden



Sebastian the North American Desert Tortoise

Facility Upgrades



Solar installed in 2024, reducing our carbon footprint by 76%



Dedicated nursing room

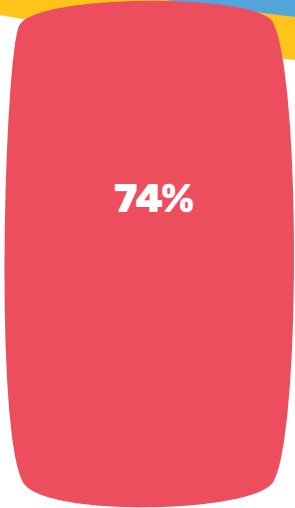
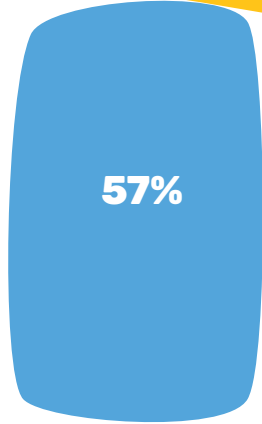


Upgraded restrooms

Financials*

\$2,340,225
Total Revenue

- **\$1,327,490**
57% Grants & Donations
- **\$972,759**
42% Program Service Revenue
- \$39,976**
1% Other Income



\$2,188,880
Total Expenses

- **\$1,610,383**
74% Programs
- **\$318,195**
15% Administration/Fundraising
- **\$260,302**
11% Operations

*Financial information is based on audited financials from July 2023 - June 2024.

supporting our Mobile Children's Museum! This partnership will bring hands-on STREAM learning experiences to every Preschool, TK, and Kindergarten student in the Fallbrook Union School District, ensuring early learners have access to high-quality educational enrichment right in their community.



FRHD CHC GRANT BUDGET REPORTING FORM

Agency Name:	San Diego Children's Discovery Museum	PROGRAM NAME:	Access for All Mobile Children's Museum Scholarships for Fallbrook
---------------------	--	----------------------	---

The main categories align with the budget submitted with your application. Aggregate totals are all that should be reported under each heading.

1)	A	INDIRECT EXPENSES:	PROGRAM COST	REQUESTED FROM FRHD	AMOUNT USED Q1	AMOUNT USED Q2	AMOUNT USED Q3	AMOUNT USED Q4
		TOTAL INDIRECT EXPENSE	\$0.00	\$0.00				
	B	PERSONNEL EXPENSES - PROGRAM SPECIFIC	PROGRAM COST	REQUESTED FROM FRHD	AMOUNT USED Q1	AMOUNT USED Q2	AMOUNT USED Q3	AMOUNT USED Q4
		TOTAL PERSONNEL EXPENSE	\$0.00	\$0.00				
	C	DIRECT PROGRAM EXPENSES	PROGRAM COST	REQUESTED FROM FRHD	AMOUNT USED Q1	AMOUNT USED Q2	AMOUNT USED Q3	AMOUNT USED Q4
	C4	<i>Travel/Mileage</i>	\$ -	\$ -				
	C5	<i>Program Specific Insurance</i>	\$ -	\$ -				
		TOTAL OTHER EXPENSES (Workshop Scholarships)	\$250,000.00	\$20,000.00	\$17,100.00			
	D	TOTALS	PROGRAM COST	FRHD Funds Awarded	Total Amount Q1	Total Amount Q2	Total Amount Q3	Total Amount Q4
			\$250,000.00	\$0.08	\$17,100.00	\$0.00	\$0.00	\$0.00
		Total funds expended to date:	\$17,100.00					