



AGENDA

FINANCE COMMITTEE

Wednesday, September 6, 2023, at 10:00 A.M.

Administrative Office, 1st Floor Community Room, 138 S. Brandon Rd., Fallbrook

In accordance with California Government Code Section 54953 teleconferencing will be used for this meeting. Board members, staff and members of the public will be able to participate by webinar by using the following link: <https://us02web.zoom.us/j/87929560845?pwd=OGZtcjJUOEQ3WXVmOUlwUVdEMXo4Zz09> Meeting ID: 879 2956 0845 Passcode: 149092. Participants will need to download the Zoom app on their mobile device. Members of the public will also be able to participate by telephone using the following dial in information: Dial #1.669.444.9171 *All meetings are hybrid unless otherwise noted.

1. Call to Order/Roll Call

2. Public Comments - Announcement

Members of the public may address the Board regarding any item listed on the Agenda at the time the item is being considered. Members of the public attending in-person need to fill-out a "Request to Speak" card and those attending by webinar need to raise their hand at this time and identify the Agenda item they would like to speak on. The Board has a policy limiting any speaker to not more than five minutes.

3. Review of Financial Statements for July 2023

Report 1 – Balance Sheet of **July 2023**

Report 2 – Profit & Loss Actual vs YTD Operations Plan – **July 2023**

Report 3 – Income Statement for the Month Ended – **July 2023 & Fiscal Year to Date**

Report 4 – Local Agency Investment Fund (LAIF) Statement - **July 2023**

Report 5 – CalTrust Statement – **July 2023**

Report 6 – California CLASS Statement - **July 2023**

FRHD Compliance Report

Report 7 – Check Detail Report as of **July 2023**

Report 8 – VISA Credit Card Statement – **July 2023**

Report 9 – Community Development Disbursement as of **July 2023**

5. Discussion Items-

6. Board Member Comments and Future Agenda Items-

7. Adjournment-

I certify that on September 1, 2023, I posted a copy of the foregoing agenda near the regular meeting place of the Board of Directors of Fallbrook Regional Health District, said time being at least 24 hours in advance of the meeting. The American with Disabilities Act provides that no qualified individual with a disability shall be excluded from participation in or denied the benefits of District business. If you need assistance to participate in this meeting, please contact the District office 24 hours prior to the meeting at 760-731-9187.

A handwritten signature in blue ink, reading "August Wilbin". The signature is written in a cursive style with a large initial "A".

Executive Assistant/Board Clerk

Fallbrook Regional Health District

Report #1
1/2

Report #1 - Balance Sheet Comparison

As of July 31, 2023

	TOTAL
ASSETS	
Current Assets	
Bank Accounts	
Five Star Bank Account	250,000.00
Pacific Western Bank - Checking	145,145.37
Petty Cash	138.47
Total Bank Accounts	\$395,283.84
Other Current Assets	
Interest Receivable - LAIF	0.00
Prepaid Insurance	29,560.54
Reimbursement Receivable - CDD	-335.57
Tax Apportionment Receivable - CDD	39,707.87
Total Other Current Assets	\$68,932.84
Total Current Assets	\$464,216.68
Fixed Assets	
Accumulated Depreciation - All Buildings	-251,787.40
E. Mission Road	1,441,539.86
E. Mission Road - Improvements	375,345.79
E. Mission Road - Land	360,629.00
Total E. Mission Road	2,177,514.65
Equipment	85,471.17
Equipment - Depreciation	-56,079.42
S. Brandon Road	161,578.00
S. Brandon Road - Improvements	233,355.76
S. Brandon Road - Land	129,662.00
Total S. Brandon Road	524,595.76
Total Fixed Assets	\$2,479,714.76
Other Assets	
California Class	1,000,887.03
CalTrust	5,670,194.04
LAIF	1,636,215.05
Note Receivable - East Alvarado Street	357,897.53
Total Other Assets	\$8,665,193.65
TOTAL ASSETS	\$11,609,125.09

Fallbrook Regional Health District

2/2

Report #1 - Balance Sheet Comparison

As of July 31, 2023

	TOTAL
LIABILITIES AND EQUITY	
Liabilities	
Current Liabilities	
Accounts Payable	
Accounts Payable (A/P)	14,726.73
Total Accounts Payable	\$14,726.73
Other Current Liabilities	
Payroll - Tax Payable	8,029.40
Payroll - Vacation & Sick Payable	47,153.96
Payroll - Wages Payable	21,151.45
Simple IRA Plan - Payable	4,736.02
Total Other Current Liabilities	\$81,070.83
Total Current Liabilities	\$95,797.56
Total Liabilities	\$95,797.56
Equity	
Community Development Disbursement	8,792,578.12
Opening balance equity	0.00
Retained Earnings	0.00
Unrestricted Operations Fund	2,878,622.88
Net Income	-157,873.47
Total Equity	\$11,513,327.53
TOTAL LIABILITIES AND EQUITY	\$11,609,125.09

Fallbrook Regional Health District

Report #2
1/2

Report #2 - Profit and Loss & Fiscal YTD

July 2023 - June 2024

	TOTAL	
	JUL 2023 - JUN 2024	JUL 2023 - JUN 2024 (YTD)
Income		
Property Tax Revenue	39,707.87	39,707.87
Total Income	\$39,707.87	\$39,707.87
GROSS PROFIT	\$39,707.87	\$39,707.87
Expenses		
Advertising & Promotions	1,164.96	1,164.96
Auto Expenses	177.50	177.50
Community Health Contracts		
Bonsall/Fallbrook Little League	5,000.00	5,000.00
Boys & Girls Club of North County	32,233.25	32,233.25
Boys Warriors Soccer Booster, Inc.	5,000.00	5,000.00
Community Health Systems, Inc.	15,000.00	15,000.00
Fallbrook Band Boosters	5,000.00	5,000.00
Fallbrook Food Pantry	18,750.00	18,750.00
Fallbrook Senior Citizens	11,750.00	11,750.00
Foundation for Senior Care	35,000.00	35,000.00
Michelle's Place Cancer Ctr	12,165.50	12,165.50
Palomar Family Counseling	16,715.00	16,715.00
Reins Therapeutic Horsemanship Program	6,250.00	6,250.00
Total Community Health Contracts	162,863.75	162,863.75
Depreciation Expense		
Depreciation Expense - Brandon Road	2,961.84	2,961.84
Depreciation Expense - Mission Road	8,007.00	8,007.00
Total Depreciation Expense	10,968.84	10,968.84
District Direct Care Services		
Health Services & Clinics	18.64	18.64
Total District Direct Care Services	18.64	18.64
Dues & Subscriptions	8,915.02	8,915.02
Education & Conferences	5,998.68	5,998.68
Equipment Lease	3,185.10	3,185.10
General Insurance	5,431.16	5,431.16
IT Services	1,200.00	1,200.00
Legal & accounting services		
Accounting	5,177.50	5,177.50
Total Legal & accounting services	5,177.50	5,177.50
Medical Records Expense	5,211.93	5,211.93
Meeting Expenses	202.05	202.05

Fallbrook Regional Health District

2/2

Report #2 - Profit and Loss & Fiscal YTD

July 2023 - June 2024

	TOTAL	
	JUL 2023 - JUN 2024	JUL 2023 - JUN 2024 (YTD)
Office Expenses		
General Office Expenses	547.98	547.98
Maintenance & Repairs	11,561.68	11,561.68
Office Equipment & Fixtures	3,718.50	3,718.50
Office Supplies	3,169.67	3,169.67
Postage & Shipping	188.70	188.70
Software & Website	1,253.38	1,253.38
Total Office Expenses	20,439.91	20,439.91
Payroll Expenses		
Board Stipends	3,528.00	3,528.00
Employee Benefits	16,288.15	16,288.15
Payroll Processing Fees	526.46	526.46
Payroll Taxes	6,357.98	6,357.98
Salaries	80,985.81	80,985.81
Simple IRA Match	2,648.13	2,648.13
Workers Compensation	4,352.84	4,352.84
Total Payroll Expenses	114,687.37	114,687.37
Utilities		
Cell Phones	525.00	525.00
General Utilities	4,107.66	4,107.66
Internet/Telephone	1,692.71	1,692.71
Total Utilities	6,325.37	6,325.37
Total Expenses	\$351,967.78	\$351,967.78
NET OPERATING INCOME	\$ -312,259.91	\$ -312,259.91
Other Income		
Interest/Dividend Income	26,602.47	26,602.47
Unrealized Gain/Loss - LAIF	39,669.25	39,669.25
Total Other Income	\$66,271.72	\$66,271.72
Other Expenses		
Other Miscellaneous Expense	-8,380.99	-8,380.99
Total Other Expenses	\$ -8,380.99	\$ -8,380.99
NET OTHER INCOME	\$74,652.71	\$74,652.71
NET INCOME	\$ -237,607.20	\$ -237,607.20

Fallbrook Regional Health District

Report #3 - Budget vs. Actuals: FY 23-24 - Administrative Class

July 2023

	ADMINISTRATIVE				TOTAL			
	ACTUAL	BUDGET	OVER BUDGET	% OF BUDGET	ACTUAL	BUDGET	OVER BUDGET	% OF BUDGET
Income								
Program Fees		0.00	0.00		\$0.00	\$0.00	\$0.00	0.00%
Property Tax Revenue	39,707.87	29,590.98	10,116.89	134.19 %	\$39,707.87	\$29,590.98	\$10,116.89	134.19 %
Rental Income		525.00	-525.00		\$0.00	\$525.00	\$ -525.00	0.00%
Wellness Center Income - Event/Space Rental		250.00	-250.00		\$0.00	\$250.00	\$ -250.00	0.00%
Total Income	\$39,707.87	\$30,365.98	\$9,341.89	130.76 %	\$39,707.87	\$30,365.98	\$9,341.89	130.76 %
GROSS PROFIT	\$39,707.87	\$30,365.98	\$9,341.89	130.76 %	\$39,707.87	\$30,365.98	\$9,341.89	130.76 %
Expenses								
Advertising & Promotions	486.86	3,875.00	-3,388.14	12.56 %	\$486.86	\$3,875.00	\$ -3,388.14	12.56 %
Auto Expenses	126.02	320.06	-194.04	39.37 %	\$126.02	\$320.06	\$ -194.04	39.37 %
Community Health Contracts					\$0.00	\$0.00	\$0.00	0.00%
Boys & Girls Club of North County	27,233.25	27,233.25	0.00	100.00 %	\$27,233.25	\$27,233.25	\$0.00	100.00 %
Fallbrook Food Pantry	18,750.00	18,750.00	0.00	100.00 %	\$18,750.00	\$18,750.00	\$0.00	100.00 %
Fallbrook Senior Citizens	11,750.00	11,750.00	0.00	100.00 %	\$11,750.00	\$11,750.00	\$0.00	100.00 %
Foundation for Senior Care	35,000.00	35,000.00	0.00	100.00 %	\$35,000.00	\$35,000.00	\$0.00	100.00 %
Michelle's Place Cancer Ctr	12,165.50	12,165.50	0.00	100.00 %	\$12,165.50	\$12,165.50	\$0.00	100.00 %
NC Fire JPA (Ambulance)		116,250.00	-116,250.00		\$0.00	\$116,250.00	\$ -116,250.00	0.00%
Palomar Family Counseling	16,715.00	16,715.00	0.00	100.00 %	\$16,715.00	\$16,715.00	\$0.00	100.00 %
Reins Therapeutic Horsemanship Program	6,250.00	6,250.00	0.00	100.00 %	\$6,250.00	\$6,250.00	\$0.00	100.00 %
Total Community Health Contracts	127,863.75	244,113.75	-116,250.00	52.38 %	\$127,863.75	\$244,113.75	\$ -116,250.00	52.38 %
District Direct Care Services					\$0.00	\$0.00	\$0.00	0.00%
District Sponsored Events		750.00	-750.00		\$0.00	\$750.00	\$ -750.00	0.00%
Total District Direct Care Services		750.00	-750.00		\$0.00	\$750.00	\$ -750.00	0.00%
Dues & Subscriptions	8,880.02	10,140.00	-1,259.98	87.57 %	\$8,880.02	\$10,140.00	\$ -1,259.98	87.57 %
Education & Conferences	5,048.68	7,500.00	-2,451.32	67.32 %	\$5,048.68	\$7,500.00	\$ -2,451.32	67.32 %
Equipment Lease	796.28	1,592.55	-796.27	50.00 %	\$796.28	\$1,592.55	\$ -796.27	50.00 %
General Insurance	1,357.79	1,266.54	91.25	107.20 %	\$1,357.79	\$1,266.54	\$91.25	107.20 %
IT Services	600.00	300.00	300.00	200.00 %	\$600.00	\$300.00	\$300.00	200.00 %
Legal & accounting services					\$0.00	\$0.00	\$0.00	0.00%
Accounting	3,338.75	3,100.00	238.75	107.70 %	\$3,338.75	\$3,100.00	\$238.75	107.70 %
Independent Audit		5,000.00	-5,000.00		\$0.00	\$5,000.00	\$ -5,000.00	0.00%
Legal		3,375.00	-3,375.00		\$0.00	\$3,375.00	\$ -3,375.00	0.00%
Total Legal & accounting services	3,338.75	11,475.00	-8,136.25	29.10 %	\$3,338.75	\$11,475.00	\$ -8,136.25	29.10 %
Medical Records Expense	2,586.47	2,592.85	-6.38	99.75 %	\$2,586.47	\$2,592.85	\$ -6.38	99.75 %
Meeting Expenses	202.05	70.83	131.22	285.26 %	\$202.05	\$70.83	\$131.22	285.26 %
Office Expenses					\$0.00	\$0.00	\$0.00	0.00%
General Office Expenses	405.98	500.00	-94.02	81.20 %	\$405.98	\$500.00	\$ -94.02	81.20 %
Maintenance & Repairs	1,859.11	11,319.00	-9,459.89	16.42 %	\$1,859.11	\$11,319.00	\$ -9,459.89	16.42 %
Office Supplies	351.78	2,500.00	-2,148.22	14.07 %	\$351.78	\$2,500.00	\$ -2,148.22	14.07 %
Postage & Shipping	9.65	80.00	-70.35	12.06 %	\$9.65	\$80.00	\$ -70.35	12.06 %
Software & Website	207.46	2,893.00	-2,685.54	7.17 %	\$207.46	\$2,893.00	\$ -2,685.54	7.17 %
Total Office Expenses	2,833.98	17,292.00	-14,458.02	16.39 %	\$2,833.98	\$17,292.00	\$ -14,458.02	16.39 %
Payroll Expenses					\$0.00	\$0.00	\$0.00	0.00%
Board Stipends	1,764.00	3,450.00	-1,686.00	51.13 %	\$1,764.00	\$3,450.00	\$ -1,686.00	51.13 %
Employee Benefits	5,193.66	7,051.95	-1,858.29	73.65 %	\$5,193.66	\$7,051.95	\$ -1,858.29	73.65 %
Payroll Processing Fees	263.23	331.98	-68.75	79.29 %	\$263.23	\$331.98	\$ -68.75	79.29 %
Payroll Taxes	2,799.67	2,950.95	-151.28	94.87 %	\$2,799.67	\$2,950.95	\$ -151.28	94.87 %
Salaries	34,571.25	36,886.83	-2,315.58	93.72 %	\$34,571.25	\$36,886.83	\$ -2,315.58	93.72 %
Simple IRA Match	874.45	1,106.60	-232.15	79.02 %	\$874.45	\$1,106.60	\$ -232.15	79.02 %
Workers Compensation	2,020.96	92.00	1,928.96	2,196.70 %	\$2,020.96	\$92.00	\$1,928.96	2,196.70 %
Total Payroll Expenses	47,487.22	51,870.31	-4,383.09	91.55 %	\$47,487.22	\$51,870.31	\$ -4,383.09	91.55 %
Property Management Fees		100.00	-100.00		\$0.00	\$100.00	\$ -100.00	0.00%
Utilities					\$0.00	\$0.00	\$0.00	0.00%
Cell Phones	200.00	125.00	75.00	160.00 %	\$200.00	\$125.00	\$75.00	160.00 %
General Utilities	1,326.55	1,084.50	242.05	122.32 %	\$1,326.55	\$1,084.50	\$242.05	122.32 %
Internet/Phone		510.00	-510.00		\$0.00	\$510.00	\$ -510.00	0.00%
Total Utilities	1,526.55	1,719.50	-192.95	88.78 %	\$1,526.55	\$1,719.50	\$ -192.95	88.78 %
Total Expenses	\$203,134.42	\$354,978.39	\$ -151,843.97	57.22 %	\$203,134.42	\$354,978.39	\$ -151,843.97	57.22 %
NET OPERATING INCOME	\$ -163,426.55	\$ -324,612.41	\$161,185.86	50.35 %	\$ -163,426.55	\$ -324,612.41	\$161,185.86	50.35 %
Other Income								
Interest/Dividend Income	24,962.11	5,341.51	19,620.60	467.32 %	\$24,962.11	\$5,341.51	\$19,620.60	467.32 %
Total Other Income	\$24,962.11	\$5,341.51	\$19,620.60	467.32 %	\$24,962.11	\$5,341.51	\$19,620.60	467.32 %
NET OTHER INCOME	\$24,962.11	\$5,341.51	\$19,620.60	467.32 %	\$24,962.11	\$5,341.51	\$19,620.60	467.32 %
NET INCOME	\$ -138,464.44	\$ -319,270.90	\$180,806.46	43.37 %	\$ -138,464.44	\$ -319,270.90	\$180,806.46	43.37 %

Fallbrook Regional Health District

Report #3
2/2

Report #3 - Budget vs. Actuals: FY 23-24 - Wellness Center

July 2023

	WELLNESS CENTER				TOTAL			
	ACTUAL	BUDGET	OVER BUDGET	% OF BUDGET	ACTUAL	BUDGET	OVER BUDGET	% OF BUDGET
Income								
Total Income			\$0.00	0.00%	\$0.00	\$0.00	\$0.00	0.00%
GROSS PROFIT	\$0.00	\$0.00	\$0.00	0.00%	\$0.00	\$0.00	\$0.00	0.00%
Expenses								
Advertising & Promotions	440.10	9,445.00	-9,004.90	4.66 %	\$440.10	\$9,445.00	\$ -9,004.90	4.66 %
District Direct Care Services					\$0.00	\$0.00	\$0.00	0.00%
District Sponsored Events		0.00	0.00		\$0.00	\$0.00	\$0.00	0.00%
Health Services & Clinics		3,510.00	-3,510.00		\$0.00	\$3,510.00	\$ -3,510.00	0.00%
Total District Direct Care Services		3,510.00	-3,510.00		\$0.00	\$3,510.00	\$ -3,510.00	0.00%
Dues & Subscriptions		86.00	-86.00		\$0.00	\$86.00	\$ -86.00	0.00%
Education & Conferences	950.00	7,500.00	-6,550.00	12.67 %	\$950.00	\$7,500.00	\$ -6,550.00	12.67 %
Equipment Lease	796.27	943.05	-146.78	84.44 %	\$796.27	\$943.05	\$ -146.78	84.44 %
General Insurance	1,357.79	1,266.54	91.25	107.20 %	\$1,357.79	\$1,266.54	\$91.25	107.20 %
IT Services		300.00	-300.00		\$0.00	\$300.00	\$ -300.00	0.00%
Legal & accounting services					\$0.00	\$0.00	\$0.00	0.00%
Legal		1,125.00	-1,125.00		\$0.00	\$1,125.00	\$ -1,125.00	0.00%
Total Legal & accounting services		1,125.00	-1,125.00		\$0.00	\$1,125.00	\$ -1,125.00	0.00%
Meeting Expenses		25.00	-25.00		\$0.00	\$25.00	\$ -25.00	0.00%
Office Expenses					\$0.00	\$0.00	\$0.00	0.00%
General Office Expenses	142.00	0.00	142.00		\$142.00	\$0.00	\$142.00	0.00%
Maintenance & Repairs	5,418.75	9,785.00	-4,366.25	55.38 %	\$5,418.75	\$9,785.00	\$ -4,366.25	55.38 %
Office Supplies	314.27	5,500.00	-5,185.73	5.71 %	\$314.27	\$5,500.00	\$ -5,185.73	5.71 %
Total Office Expenses	5,875.02	15,285.00	-9,409.98	38.44 %	\$5,875.02	\$15,285.00	\$ -9,409.98	38.44 %
Payroll Expenses					\$0.00	\$0.00	\$0.00	0.00%
Employee Benefits	2,694.00	5,641.56	-2,947.56	47.75 %	\$2,694.00	\$5,641.56	\$ -2,947.56	47.75 %
Payroll Processing Fees		185.46	-185.46		\$0.00	\$185.46	\$ -185.46	0.00%
Payroll Taxes	1,365.99	1,648.55	-282.56	82.86 %	\$1,365.99	\$1,648.55	\$ -282.56	82.86 %
Salaries	18,993.78	20,606.83	-1,613.05	92.17 %	\$18,993.78	\$20,606.83	\$ -1,613.05	92.17 %
Simple IRA Match	449.61	618.20	-168.59	72.73 %	\$449.61	\$618.20	\$ -168.59	72.73 %
Workers Compensation	2,020.96	70.00	1,950.96	2,887.09 %	\$2,020.96	\$70.00	\$1,950.96	2,887.09 %
Total Payroll Expenses	25,524.34	28,770.60	-3,246.26	88.72 %	\$25,524.34	\$28,770.60	\$ -3,246.26	88.72 %
Property Management Fees		0.00	0.00		\$0.00	\$0.00	\$0.00	0.00%
Utilities					\$0.00	\$0.00	\$0.00	0.00%
Cell Phones	150.00	100.00	50.00	150.00 %	\$150.00	\$100.00	\$50.00	150.00 %
General Utilities	1,820.93	1,485.00	335.93	122.62 %	\$1,820.93	\$1,485.00	\$335.93	122.62 %
Internet/Phone		540.00	-540.00		\$0.00	\$540.00	\$ -540.00	0.00%
Total Utilities	1,970.93	2,125.00	-154.07	92.75 %	\$1,970.93	\$2,125.00	\$ -154.07	92.75 %
Total Expenses	\$36,914.45	\$70,381.19	\$ -33,466.74	52.45 %	\$36,914.45	\$70,381.19	\$ -33,466.74	52.45 %
NET OPERATING INCOME	\$ -36,914.45	\$ -70,381.19	\$33,466.74	52.45 %	\$ -36,914.45	\$ -70,381.19	\$33,466.74	52.45 %
NET INCOME	\$ -36,914.45	\$ -70,381.19	\$33,466.74	52.45 %	\$ -36,914.45	\$ -70,381.19	\$33,466.74	52.45 %

California State Treasurer
Fiona Ma, CPA



Report #

Local Agency Investment Fund
 PO Box 942809
 Sacramento, CA 94209-0001
 (916) 653 3001

August 02, 2023

[LAIF Home](#)
[PMIA Average Monthly Yields](#)

FALLBROOK REGIONAL HEALTH DISTRICT

DISTRICT ADMINISTRATOR
 138 SOUTH BRANDON ROAD
 FALLBROOK, CA 92028

[Tran Type Definitions](#)

Account Number: XXXXXXXXXX

July 2023 Statement

Effective Date	Transaction Date	Tran Type	Confirm Number	Web Confirm Number	Authorized Caller	Amount
7/3/2023	6/30/2023	RW	1731154	N/A	TERRY BROWN	-1,000,000.00
7/14/2023	7/19/2023	QRD	1734622	N/A	SYSTEM	22,957.45

Account Summary

Total Deposit	22,957.45	Beginning Balance	2,613,257.60
Total Withdrawal:	-1,000,000.00	Ending Balance:	1,636,215.05



CaITRUST
 PO Box 2709
 Granite Bay, CA 95746
 www.caltrust.org
 Email: admin@caltrust.org
 Fax: 402-963-9094
 Phone: 833-CALTRUST (225-8787)

Report # Investment Account Summary

07/01/2023 through 07/31/2023

SUMMARY OF INVESTMENTS

Fund	Account Number	Total Shares Owned	Net Asset Value per Share on Jul 31 (\$)	Value on Jul 31 (\$)	Average Cost Amount (\$)	Cumulative Change in Value (\$)
FALLBROOK REGIONAL HEALTH DISTRICT						
CalTRUST Medium Term Fund		585,159.344	9.69	5,670,194.04	5,865,433.36	(195,239.32)
Portfolios Total value as of 07/31/2023				5,670,194.04		

DETAIL OF TRANSACTION ACTIVITY

Activity Description	Activity Date	Amount (\$)	Amount in Shares	Balance in Shares	Price per Share (\$)	Balance (\$)	Average Cost Amt (\$)	Realized Gain/(Loss) (\$)
		FALLBROOK REGIONAL HEALTH DISTRICT			Account Number: [REDACTED]			
Beginning Balance	07/01/2023			583,447.088	9.68	5,647,767.81		
Accrual Income Div Reinvestment	07/31/2023	16,591.76	1,712.256	585,159.344	9.69	5,670,194.04	0.00	0.00
Change in Value						5,834.47		
Closing Balance as of	Jul 31			585,159.344	9.69	5,670,194.04		

Please note that this information should not be construed as tax advice and it is recommended that you consult with a tax professional regarding your account.



Summary Statement

July 31, 2023

Page 1 of 3

Investor ID: [REDACTED]

Report #6
1/3

0000075 0000284 PDFT 555495

Fallbrook Regional Health District
138 South Brandon Road
Fallbrook, CA 92028

California CLASS

California CLASS

Average Monthly Yield: 5.2934%

	Beginning Balance	Contributions	Withdrawals	Income Earned	Income Earned YTD	Average Daily Balance	Month End Balance
CA-[REDACTED] FRHD_CLASS_Prime	0.00	1,000,000.00	0.00	887.03	887.03	225,835.07	1,000,887.03
TOTAL	0.00	1,000,000.00	0.00	887.03	887.03	225,835.07	1,000,887.03



Account Statement

July 31, 2023

Page 2 of 3

Account Number: [REDACTED]

FRHD_CLASS_Prime

Account Summary

Average Monthly Yield: 5.2934%

	Beginning Balance	Contributions	Withdrawals	Income Earned	Income Earned YTD	Average Daily Balance	Month End Balance
California CLASS	0.00	1,000,000.00	0.00	887.03	887.03	225,835.07	1,000,887.03

Transaction Activity

Transaction Date	Transaction Description	Contributions	Withdrawals	Balance	Transaction Number
07/25/2023	Contribution	1,000,000.00			1282
07/31/2023	Income Dividend Reinvestment	887.03			
07/31/2023	Ending Balance			1,000,887.03	



California CLASS

California CLASS

Date	Dividend Rate	Daily Yield
07/01/2023	0.00000000	5.2651%
07/02/2023	0.00000000	5.2651%
07/03/2023	0.000287454	5.2459%
07/04/2023	0.00000000	5.2461%
07/05/2023	0.000143541	5.2393%
07/06/2023	0.000143569	5.2403%
07/07/2023	0.000431046	5.2444%
07/08/2023	0.00000000	5.2444%
07/09/2023	0.00000000	5.2444%
07/10/2023	0.000143979	5.2552%
07/11/2023	0.000143889	5.2520%
07/12/2023	0.000144945	5.2905%
07/13/2023	0.000144529	5.2753%
07/14/2023	0.000433961	5.2799%
07/15/2023	0.00000000	5.2799%
07/16/2023	0.00000000	5.2799%
07/17/2023	0.000144735	5.2828%
07/18/2023	0.000144712	5.2820%
07/19/2023	0.000144794	5.2850%
07/20/2023	0.000144722	5.2824%
07/21/2023	0.000434838	5.2905%
07/22/2023	0.00000000	5.2905%
07/23/2023	0.00000000	5.2905%
07/24/2023	0.000144865	5.2876%
07/25/2023	0.000144666	5.2803%
07/26/2023	0.000144770	5.2841%
07/27/2023	0.000146536	5.3486%
07/28/2023	0.000446565	5.4332%
07/29/2023	0.00000000	5.4332%
07/30/2023	0.00000000	5.4332%
07/31/2023	0.000149159	5.4443%

Performance results are shown net of all fees and expenses and reflect the reinvestment of dividends and other earnings. Many factors affect performance including changes in market conditions and interest rates and in response to other economic, political, or financial developments. Investment involves risk including the possible loss of principal. No assurance can be given that the performance objectives of a given strategy will be achieved. **Past performance is no guarantee of future results. Any financial and/or investment decision may incur losses.**

Fallbrook Regional Health District

Report #7

Check Detail

1/7

July 2023

DATE	TRANSACTION TYPE	NUM	NAME	MEMO/DESCRIPTION	AMOUNT
Pacific Western Bank - Checking					
07/05/2023	Expense		ADP, LLC	PREAUTHORIZED ACH DEBIT ADP - TAX ADP - TAX 230705 534090007204A0153409000 7204A01	-8,177.29
				PREAUTHORIZED ACH DEBIT ADP - TAX ADP - TAX 230705 534090007204A0153409000 7204A01	-8,177.29
07/05/2023	Expense		ADP, LLC	PREAUTHORIZED ACH DEBIT ADP WAGE PAY WAGE PAY 230705 940926126055ZQW94092612 6055ZQW	-21,568.83
				PREAUTHORIZED ACH DEBIT ADP WAGE PAY WAGE PAY 230705 940926126055ZQW94092612 6055ZQW	-21,568.83
07/10/2023	Bill Payment (Check)	13578	24 Hour Elevator Inc.		-238.11
					-238.11
07/10/2023	Bill Payment (Check)	13579	ACHD		-7,300.00
					-7,300.00
07/10/2023	Bill Payment (Check)	13580	BETA Healthcare Group		-3,731.00
					-3,731.00
07/10/2023	Bill Payment (Check)	13581	County of San Diego - Auditor & Controller		-1,237.15
					-1,237.15
07/10/2023	Bill Payment (Check)	13582	CSDA-SD Chapter		-150.00
					-150.00
07/10/2023	Bill Payment (Check)	13583	Knight Security & Fire Systems		-44.00
					-44.00
07/10/2023	Bill Payment (Check)	13584	SDRMA		-32,587.04
					-32,587.04
07/10/2023	Bill Payment (Check)	13585	Amazon Capital Services		-583.56
					-583.56
07/10/2023	Bill Payment (Check)	13586	Springston Design LLC		-600.00
					-600.00
07/10/2023	Bill Payment (Check)	13587	Juana Diaz		-440.00
					-440.00
07/10/2023	Bill Payment (Check)	13588	Low Voltage		-687.75
					-687.75
07/10/2023	Bill Payment (Check)	13589	Ahrend Studios		-146.46

Fallbrook Regional Health District

Check Detail

July 2023

DATE	TRANSACTION TYPE	NUM	NAME	MEMO/DESCRIPTION	AMOUNT
					-146.46
07/10/2023	Expense				-0.01
					0.01
07/10/2023	Bill Payment (Check)		Simple Plan	Voided	0.00
					0.00
07/10/2023	Expense		American Funds Investment	PREAUTHORIZED ACH DEBIT AMERICAN FUNDS INVESTMENT 230710 75403584 23070675403584 230706	-4,145.51
				PREAUTHORIZED ACH DEBIT AMERICAN FUNDS INVESTMENT 230710 75403584 23070675403584 230706	-4,145.50
				Rounding	0.01
07/14/2023	Bill Payment (Check)	13560	Rachel Mason		-1,007.97
					-1,007.97
07/14/2023	Bill Payment (Check)	13563	Susan Woodward		-1,500.00
					-1,500.00
07/14/2023	Expense		ADP, LLC	PREAUTHORIZED ACH DEBIT ADP PAYROLL FEES ADP FEES 230714 42505525749642505525749 6	-141.02
				PREAUTHORIZED ACH DEBIT ADP PAYROLL FEES ADP FEES 230714 42505525749642505525749 6	141.02
07/17/2023	Bill Payment (Check)	13568	Iron Mountain		-2,642.48
					-2,642.48
07/17/2023	Bill Payment (Check)	13562	Village News		-1,631.00
					-1,631.00
07/17/2023	Bill Payment (Check)	13559	Darren Key		-165.00
					-165.00
07/17/2023	Bill Payment (Check)	13569	LDC Always Green Landscape		-1,170.00
					-1,170.00
07/18/2023	Bill Payment (Check)	13591	ACHD	Voided	0.00
					0.00
07/18/2023	Bill Payment (Check)	13592	Amazon Capital Services		-231.31
					-231.31
07/18/2023	Bill Payment (Check)	13593	CSDA-State		-675.00
					-675.00
07/18/2023	Bill Payment	13594	Culligan of Escondido		-60.26

Fallbrook Regional Health District

Check Detail

July 2023

DATE	TRANSACTION TYPE	NUM	NAME	MEMO/DESCRIPTION	AMOUNT
	(Check)				-60.26
07/18/2023	Bill Payment (Check)	13595	Fallbrook Printing Corporation		-139.00
					-139.00
07/18/2023	Bill Payment (Check)	13596	Fowler Pest Control, Inc.		-240.00
					-240.00
07/18/2023	Bill Payment (Check)	13597	Juana Diaz		-470.00
					-470.00
07/18/2023	Bill Payment (Check)	13598	Konica Minolta	Voided	0.00
					0.00
07/18/2023	Bill Payment (Check)	13599	Boys & Girls Club of North County		-17,225.00
					-17,225.00
07/18/2023	Bill Payment (Check)	13600	Fallbrook Food Pantry		-18,750.00
					-18,750.00
07/18/2023	Bill Payment (Check)	13601	Fallbrook Senior Citizens Service Club		-11,750.00
					-11,750.00
07/18/2023	Bill Payment (Check)	13602	Foundation for Senior Care		-8,000.00
					-8,000.00
07/18/2023	Bill Payment (Check)	13603	Michelle's Place Cancer Resource Center		-5,357.00
					-5,357.00
07/18/2023	Bill Payment (Check)	13604	Palomar Family Counseling Service Inc.		-3,750.00
					-3,750.00
07/18/2023	Bill Payment (Check)	13605	Boys & Girls Club of North County		-10,008.25
					-10,008.25
07/18/2023	Bill Payment (Check)	13606	Community Health Systems		-7,500.00
					-7,500.00
07/18/2023	Bill Payment (Check)	13607	Foundation for Senior Care		-2,750.00
					-2,750.00
07/18/2023	Bill Payment (Check)	13608	Michelle's Place Cancer Resource Center		-6,808.50

Fallbrook Regional Health District

Check Detail

July 2023

DATE	TRANSACTION TYPE	NUM	NAME	MEMO/DESCRIPTION	AMOUNT
					-6,808.50
07/18/2023	Bill Payment (Check)	13609	Palomar Family Counseling Service Inc.		-12,965.00
					-12,965.00
07/18/2023	Bill Payment (Check)	13610	REINS Therapeutic Horsemanship Program		-6,250.00
					-6,250.00
07/18/2023	Bill Payment (Check)	13611	Community Health Systems		-7,500.00
					-7,500.00
07/18/2023	Bill Payment (Check)	13612	Foundation for Senior Care		-11,750.00
					-11,750.00
07/18/2023	Bill Payment (Check)	13613	Fallbrook Regional Healthcare District		-250,000.00
					-250,000.00
07/18/2023	Bill Payment (Check)	13614	Foundation for Senior Care		-12,500.00
					-12,500.00
07/18/2023	Bill Payment (Check)	13615	Konica Minolta		-1,592.55
					-1,592.55
07/18/2023	Bill Payment (Check)	13616	ACHD		-3,975.00
					-3,975.00
07/18/2023	Bill Payment (Check)	13577	UMPQUA Bank		-5,233.34
					-5,233.34
07/18/2023	Bill Payment (Check)	13556	Juana Diaz		-470.00
					-470.00
07/18/2023	Bill Payment (Check)	13552	FPUD - 7720-003 - E. Mission Rd.		-365.93
					-365.93
07/18/2023	Bill Payment (Check)	13550	FPUD - 7720-001		-304.79
					-304.79
07/18/2023	Bill Payment (Check)	13565	Culligan of San Diego		-62.50
					-62.50
07/18/2023	Bill Payment (Check)	13548	Amazon Capital Services		-57.30
					-57.30

Fallbrook Regional Health District

Check Detail

July 2023

DATE	TRANSACTION TYPE	NUM	NAME	MEMO/DESCRIPTION	AMOUNT
07/18/2023	Bill Payment (Check)	13551	FPUD - 7720-002 - E. Mission Rd.		-52.09
					-52.09
07/18/2023	Bill Payment (Check)	13574	Spectrum - Mission		-485.91
					-485.91
07/18/2023	Bill Payment (Check)	13558	Kent Bandy		-785.00
					-785.00
07/18/2023	Bill Payment (Check)	13564	Carole Hodges		-200.00
					-200.00
07/18/2023	Bill Payment (Check)	13553	FPUD - 7721-000		-52.09
					-52.09
07/19/2023	Bill Payment (Check)	13575	Spectrum Business-Brandon		-342.92
					-342.92
07/19/2023	Bill Payment (Check)	13557	Katia Elizondo Marquez		-55.28
					-55.28
07/19/2023	Bill Payment (Check)	13554	Jasmine Thomas		-38.25
					-38.25
07/19/2023	Expense		ADP, LLC	PREAUTHORIZED ACH DEBIT ADP - TAX ADP - TAX 230719 547088987836A0154708898 7836A01	-7,393.69
				PREAUTHORIZED ACH DEBIT ADP - TAX ADP - TAX 230719 547088987836A0154708898 7836A01	-7,393.69
07/19/2023	Expense		ADP, LLC	PREAUTHORIZED ACH DEBIT ADP WAGE PAY WAGE PAY 230719 941826785340ZQW94182678 5340ZQW	-18,671.55
				PREAUTHORIZED ACH DEBIT ADP WAGE PAY WAGE PAY 230719 941826785340ZQW94182678 5340ZQW	-18,671.55
07/20/2023	Bill Payment (Check)	13576	T-Mobile		-76.31
					-76.31
07/20/2023	Bill Payment (Check)	13549	Bianca Heyming		-26.98
					-26.98
07/21/2023	Bill Payment (Check)	13572	SDG&E - 5971 - E. Mission		-798.33
					-798.33
07/21/2023	Bill Payment (Check)	13573	SDG&E - 6994 - Brandon		-690.01

Fallbrook Regional Health District

Check Detail

July 2023

DATE	TRANSACTION TYPE	NUM	NAME	MEMO/DESCRIPTION	AMOUNT
					-690.01
07/21/2023	Bill Payment (Check)	13566	Fallbrook Chamber of Commerce		-20.00
					-20.00
07/24/2023	Bill Payment (Check)	13571	Rotary Club of Fallbrook Village		-60.00
					-60.00
07/24/2023	Bill Payment (Check)	13567	Fallbrook Waste & Recycling - E. Mission		-283.38
					-283.38
07/25/2023	Bill Payment (Check)	13618	Brand Assasins		-2,478.00
					-2,478.00
07/25/2023	Bill Payment (Check)	13619	CalPERS		-9,074.30
					-9,074.30
07/25/2023	Bill Payment (Check)	13620	Rachel Mason		-1,483.17
					-1,483.17
07/25/2023	Bill Payment (Check)	13621	Juana Diaz		-440.00
					-440.00
07/25/2023	Bill Payment (Check)	13622	CellGate		-108.20
					-108.20
07/25/2023	Bill Payment (Check)	13623	Amazon Capital Services		-44.05
					-44.05
07/25/2023	Bill Payment (Check)	13624	24 Hour Elevator Inc.		-442.00
					-442.00
07/25/2023	Bill Payment (Check)	13625	Uline		-83.79
					-83.79
07/25/2023	Bill Payment (Check)	13561	Uline		-361.63
					-361.63
07/25/2023	Bill Payment (Check)	13570	Pitney Bowes - Lease		-77.29
					-77.29
07/26/2023	Expense			PREAUTHORIZED ACH DEBIT CALIFORNIA CLASS LGIP 230726CA-01-0082-0001	-
					1,000,000.00
				PREAUTHORIZED ACH DEBIT CALIFORNIA CLASS LGIP 230726CA-01-0082-	1,000,000.00

Fallbrook Regional Health District

Check Detail

July 2023

DATE	TRANSACTION TYPE	NUM	NAME	MEMO/DESCRIPTION	AMOUNT
				0001	
07/26/2023	Bill Payment (Check)	13590	Jim's Sign Shop		-1,223.83
					-1,223.83
07/28/2023	Expense		ADP, LLC	PREAUTHORIZED ACH DEBIT ADP PAYROLL FEES ADP FEES 230728 70509143514170509143514 1	-122.21
				PREAUTHORIZED ACH DEBIT ADP PAYROLL FEES ADP FEES 230728 70509143514170509143514 1	122.21



UMPQUA BANK

BL ACCT 00002840-20000001
FALLBROOK REG HEALTH DIST
Account Number: ####-####-####-7117
Page 1 of 3

Report #8



Account Summary




Billing Cycle		07/31/2023
Days In Billing Cycle		31
Previous Balance		\$5,233.34
Purchases	+	\$1,254.90
Cash	+	\$0.00
Balance Transfers	+	\$0.00
Special	+	\$0.00
Credits	-	\$0.00
Payments	-	\$5,233.34
Other Charges	+	\$0.00
Finance Charges	+	\$0.00

NEW BALANCE \$1,254.90

Credit Summary

Total Credit Line	\$12,000.00
Available Credit Line	\$10,745.10
Available Cash	\$0.00
Amount Over Credit Line	\$0.00
Amount Past Due	\$0.00
Disputed Amount	\$0.00

Account Inquiries

-  Call us at: (866) 777-9013
Lost or Stolen Card: (866) 839-3485
-  Go to www.umpquabank.com
-  Write us at PO BOX 35142 - LB1181, SEATTLE, WA 98124-5142

Payment Summary

NEW BALANCE	\$1,254.90
MINIMUM PAYMENT	\$1,254.90
PAYMENT DUE DATE	08/25/2023

NOTE: Grace period to avoid a finance charge on purchases, pay entire new balance by payment due date. Finance charge accrues on cash advances until paid and will be billed on your next statement.

Corporate Activity

TOTAL CORPORATE ACTIVITY				\$5,233.34-
Trans Date	Post Date	Reference Number	Transaction Description	Amount
07/17	07/18	70005603199555199150098	PAYMENT - THANK YOU SPOKANE WA	\$5,233.34-

Cardholder Account Summary

LINDA BANNERMAN ####-####-####-7133	Payments & Other Credits \$0.00	Purchases & Other Charges \$1,090.24	Cash Advances \$0.00	Total Activity \$1,090.24
--	---------------------------------------	--	-------------------------	------------------------------

Cardholder Account Detail

Trans Date	Post Date	Plan Name	Reference Number	Description	Amount
06/30	07/02	PPLN01	24692163181102361631173	VBS*VONAGE BUSINESS 866-901-0242 GA	\$371.98
07/01	07/02	PPLN01	24204293182000091317748	FACEBK FGATHPBH42 650-5434800 CA	\$3.00
07/01	07/02	PPLN01	24204293182000337569961	FACEBK RKETVPXH42 650-5434800 CA	\$3.00
07/02	07/02	PPLN01	24204293183000037940735	FACEBK 6463ZP7H42 650-5434800 CA	\$3.00

PLEASE DETACH COUPON AND RETURN PAYMENT USING THE ENCLOSED ENVELOPE ALLOW UP TO 7 DAYS FOR RECEIPT

UMPQUA BANK
PO BOX 35142 - LB1181
SEATTLE WA 98124-5142



Account Number
####-####-####-7117

Check box to indicate
name/address change
on back of this coupon

AMOUNT OF PAYMENT ENCLOSED

Closing Date	New Balance	Total Minimum Payment Due	Payment Due Date
07/31/23	\$1,254.90	\$1,254.90	08/25/23

\$



BL ACCT 00002840-20000001
FALLBROOK REG HEALTH DIST
138 SOUTH BRANDON ROAD
FALLBROOK CA 92028



MAKE CHECK PAYABLE TO:

UMPQUA BANK COMMERCIAL CARD OPS
PO BOX 35142 - LB1181
SEATTLE WA 98124-5142

Cardholder Account Detail Continued					
Trans Date	Post Date	Plan Name	Reference Number	Description	Amount
07/02	07/03	PPLN01	24204293183002626247076	FACEBK YX9NWPXH42 650-5434800 CA	\$3.00
07/03	07/03	PPLN01	24204293184004811823074	FACEBK MMSL9PFH42 650-5434800 CA	\$5.00
07/03	07/04	PPLN01	24492153184717322357350	ADOBE *ACROPRO SUBS 408-536-6000 CA	\$97.46
07/04	07/04	PPLN01	2420429318500060617620	FACEBK SW4Q7QPH42 650-5434800 CA	\$7.00
07/05	07/06	PPLN01	24204293186000163693550	FACEBK DTFZBPFH42 650-5434800 CA	\$10.00
07/07	07/09	PPLN01	24204293188000174387422	FACEBK UY5F6Q7H42 650-5434800 CA	\$15.00
07/09	07/10	PPLN01	24204293190000118899074	FACEBK KJTTFPFH42 650-5434800 CA	\$15.00
07/15	07/16	PPLN01	24204293196000131848367	FACEBK EKU7LQTH42 650-5434800 CA	\$25.00
07/20	07/21	PPLN01	24137463202001593646862	USPS PO 0525920028 FALLBROOK CA	\$9.65
07/24	07/25	PPLN01	24204293205287798640653	FACEBK RNT2WPFH42 650-5434800 CA	\$34.40
07/27	07/28	PPLN01	24906413208179203372059	EIG*CONSTANTCONTACT.COM 855-2295506 MA	\$110.00
07/28	07/30	PPLN01	24204293209000341958167	FACEBK W2GPZPFH42 650-5434800 CA	\$5.46
07/30	07/31	PPLN01	24692163211104176747206	VBS*VONAGE BUSINESS 866-901-0242 GA	\$372.29

Cardholder Account Summary				
RACHEL MASON ##### 2600	Payments & Other Credits \$0.00	Purchases & Other Charges \$67.56	Cash Advances \$0.00	Total Activity \$67.56

Cardholder Account Detail					
Trans Date	Post Date	Plan Name	Reference Number	Description	Amount
07/27	07/30	PPLN01	24755423209272099881984	HARRY'S SPORTS BAR AND GRI 760-4512000 CA	\$52.00
07/28	07/30	PPLN01	24943003210838000298136	BASKIN #332047 Q35 FALLBROOK CA	\$15.56

Cardholder Account Summary				
THERESA GERACITANO ##### 9073	Payments & Other Credits \$0.00	Purchases & Other Charges \$97.10	Cash Advances \$0.00	Total Activity \$97.10

Cardholder Account Detail					
Trans Date	Post Date	Plan Name	Reference Number	Description	Amount
07/08	07/09	PPLN01	24204293189000100247624	FACEBK 7HA4ARXSF2 650-5434800 CA	\$48.73
07/13	07/14	PPLN01	24011343194000053105950	CALENDLY HTTPSCALENDLY GA	\$15.00
07/18	07/19	PPLN01	24137463200001559122983	CVS/PHARMACY #09110 FALLBROOK CA	\$33.37

Finance Charge Summary / Plan Level Information										
Plan Name	Plan Description	FCM ¹	Average Daily Balance	Periodic Rate *	Corresponding APR	Finance Charges	Effective APR Fees **	Effective APR	Ending Balance	
Purchases										
PPLN01 001	PURCHASE	E	\$0.00	0.06024%(D)	21.9900%	\$0.00	\$0.00	0.0000%	\$1,254.90	
Cash										
CPLN01 001	CASH	A	\$0.00	0.06572%(D)	23.9900%	\$0.00	\$0.00	0.0000%	\$0.00	
* Periodic Rate (M)=Monthly (D)=Daily							Days In Billing Cycle: 31			
** includes cash advance and foreign currency fees							APR = Annual Percentage Rate			
¹ FCM = Finance Charge Method										
(V) = Variable Rate If you have a variable rate account the periodic rate and Annual Percentage Rate (APR) may vary.										