

Canece Huber

Riding Emphasizing Individual Needs and Strengths

Submission Date: Oct 14, 2021 3:51 PM

Organization Name: Riding Emphasizing Individual Needs and Strengths

Program Title: Therapeutic Riding for Disabled Children and Adults

Person submitting the report: Canece Huber

Ages: List the percentage and total number served of your program participants' ages who received services during this reporting time frame:

	Percentage served	Total Number Served
Children (infants to 12)	17	39
Young Adults (13-18)	8	18
Adults (18-60)	16	36
Seniors (60+)	3	7
Unknown		

Gender: List the percentage and total number served of your program participants' gender identification who received services during this reporting time frame:

	Percentage served	Total Number Served
Female	29	65
Male	15	35
Non-binary	0	0
Unknown	0	0

Income: List the percentage and total number served of your program participants' income limit category of those who received services during this reporting timeframe:

	Percentage Served	Total Number Served
Extremely Low-Income (ceiling of \$32,100)	23	10
Very Low (50% Income (ceiling of \$53,500)	75	33
Low (80% Income (ceiling of \$85,600)	2	1
Higher than listed limits	0	0
Unknown	0	0

How many District residents directly benefited (participant/client) from this program in this reporting quarter?

44

Please provide the Goal 1 statement from your application. Discuss the actions within each

Each rider will receive an evaluation and review at the beginning and end of each 15 week session. With the wide range of disabilities and needs, our

objective and provide your outcome data accordingly.

instructors are tasked with finding unique and positive ways to assist each rider.

Riders met 88% of their established goals this quarter.

Please provide the Goal 2 statement from your application. Discuss the actions within each objective and provide your outcome data accordingly.


N/A

Participant Success Story:

Sarah Nystrom has been riding at REINS for 21 years! She is funny, sweet, and always smiling. Sarah is very good at making everyone feel welcome at REINS. She has become an amazing independent rider and has been working on her posting trot on Konah. REINS wouldn't be the same without Sarah! Sarah was highlighted as one of our riders in the demonstration at our 25th annual Hoedown.

Photo could not be inserted. Can be provided upon request.

Participant Success Story:




[Sarah Nystrom Bio.docx](#)

Please describe how the Fallbrook Regional Health District's Community Health Contract - Grant investment toward this program was acknowledged during this reporting timeframe.


Social media post in June 2021, banner at front entrance of property, acknowledgement bi-annual newsletter.

Please upload one example of how the District's support for this program was publicly acknowledged.



[June 2021 -FRHD.docx](#)

Please upload a copy of the program budget you submitted with the application. Fill in the Q1 column demonstrating the current utilization of grant funds.



[21_22 FRHD CHC Program Budget -final for reporting.xlsx](#)

Please explain any significant differences in budget or services during this quarter. What if any

As it is the first quarter of the year, not all expenses have been recorded. For example, insurance and accounting services will be reported later in the year.

changes were made to address programming challenges.

Please sign your form:

Camece Huber
