

AGENDA
BOARD OF DIRECTORS MEETING
Wednesday, April 8, 2026, at 6:00 pm
138 S. Brandon Rd., Fallbrook, CA 92028
Administrative Office, 1st Floor Community Room
**All meetings are hybrid unless otherwise noted.*

*Please contact the Board clerk for language translation services 48 hours in advance of the meeting
In accordance with California Government Code Section 54956 teleconferencing will be used for this meeting. Members of the public will be able to participate by webinar by using this link: <https://us02web.zoom.us/j/5659435988?pwd=WmZhNHZ2eXp0cndqdC9Wc0ZDZlBlUT09&omn=82920864813>
Meeting ID: 565 943 5988. Passcode: 695141 Participants will need to download the Zoom app onto their mobile device. Members of the public will also be able to participate by telephone using the following number:
+1-669-900-6833 Meeting ID: 565 943 5988. Passcode: 695141

BOARD MEMBERS:

Board Chair Jennifer Jeffries, Vice-Chair Sally DeVito, Treasurer Howard Salmon, Secretary Anabel Canseco, Member Cindy Acosta

A. CALL MEETING TO ORDER | ESTABLISH A QUORUM | PLEDGE OF ALLEGIANCE

B. APPROVAL OF THE AGENDA -

C. PUBLIC COMMENTS FOR ITEMS NOT ON THE AGENDA | ANNOUNCEMENTS -

Members of the public may address the Board regarding any item listed on the Agenda at the time the item is being considered. Members of the public may also speak on any item not listed on the Agenda which falls within the subject matter jurisdiction of the District immediately prior to Board Comments & Items for Subsequent Meetings section below. Members of the public attending in-person need to fill-out a "Request to Speak" card and those attending by webinar need to raise their hand at this time and identify the Agenda item they would like to speak on. The Board has a policy limiting any speaker to not more than five minutes.

D. CONSENT ITEMS -

- D1. **Minutes of March 11, 2026, Facilities Committee Meeting**
(Staff Recommendation: Approve Minutes of March 11, 2026, Facilities Committee meeting)
- D2. **Minutes of March 11, 2026, Board of Directors Meeting**
(Staff Recommendation: Approve Minutes of March 11, 2026, Board of Directors Meeting)
- D3. **Minutes of March 18, 2026, Strategic Planning Committee Meeting**
(Staff Recommendation: Approve Minutes of March 18, 2026, Strategic Planning Committee Meeting)
- D4. **Chief Programs Officer Report – Theresa Geracitano**
(Staff Recommendation: Receive and file report)
- D5. **Chief Executive Officer Report – Rachel Mason**
(Staff Recommendation: Receive and file report)

E. DISCUSSION ITEMS-

E1. April 1, 2026, Finance Committee Meeting Packet & Minutes

(Staff Recommendation: Approve Minutes of the April 1, 2026, Finance Committee Meeting)

E2. Budget Discussion: Grant Funding for FY26.27

(Staff Recommendation: Discuss Grant Funding for FY26.27)

E3. Review Construction Proposal for CHWC- B6: MPMC Inc. dba Classic Handyman Services

(Staff Recommendation: Approve MPMC Proposal)

F. BOARD MEMBER COMMENTS & ITEMS FOR SUBSEQUENT MEETINGS -

Announcements for upcoming events:

See the District website event calendar at <https://www.fallbrookhealth.org/community-health-wellness-center>

Government & Public Engagement Committee meets this month on Wednesday, April 15, 2026, at 5:30 pm

Adults Mental Health First Aid- Saturday, April 18, 2026, from 9:00 am to 5:00 pm

Food Smarts for Kids- Saturday, April 18, 2026, from 9:00 am – 10:30 am in English | 11:00 am – 12:30 pm in Spanish

G. ADJOURNMENT-

NOTE: I certify that on Friday, April 3, 2026, I posted a copy of the foregoing agenda near the regular meeting place of the Board of Directors of Fallbrook Regional Health District, said time being at least 72 hours in advance of the meeting. The American with Disabilities Act provides that no qualified individual with a disability shall be excluded from participation in or denied the benefits of District business. *If you need assistance to participate in this meeting, please contact the District office 24 hours prior to the meeting on 760-731-9187. **Please contact the Board clerk for language translation services 48 hours before the meeting. "The purpose of the Board meeting is to conduct District business. All demonstrations which disrupt, interrupt, or obstruct the Board's ability to conduct District business are prohibited. Members of the public that behave in a manner that disrupts, interrupts, or obstructs the Board's ability to conduct District business may be asked to leave the meeting. No signs, posters or other large objects shall be brought into the Board Conference Room or other meeting place if doing so would disrupt, interrupt, or obstruct the orderly course of the meeting."

Raquel A Williams

Executive Assistant/Board Clerk

MINUTES

FACILITIES COMMITTEE MEETING

Wednesday, March 11, 2026, at 5:00 pm

Administrative Office, 1st Floor Community Room
138 S. Brandon Rd., Fallbrook CA 92028

In accordance with California Government Code Section 54953 teleconferencing was used for this meeting. Board members, staff and members of the public were able to participate by webinar.

Committee Members: Chair Howard Salmon and Director Anabel Canseco

1. CALL MEETING TO ORDER/ROLL CALL-

In attendance- Chair Howard Salmon, Director Anabel Canseco, Chief Executive Officer Rachel Mason, Chief Administrative Officer Judith Oswald, Chief Programs Officer Theresa Geracitano, Executive Assistant/Board Clerk Raquel Williams, Property Manager Roy Moosa

2. PUBLIC COMMENTS – ANNOUNCEMENT – None

3. DISCUSSION ITEMS-

Ongoing/Completed Projects at the Community Health & Wellness Center

- a.) **Building A: Room 2 - Encinitas Design Group Updates | Demonstration Kitchen Project** – CEO Rachel Mason shared that the County of San Diego has received all the documentation for the Major use permit. We are awaiting the final approval of the encroachment permit, and this will allow for the demonstration kitchen project to move forward.
- b.) **Building B: Education Room 6 and Interior Restrooms Renovation-** RFP Review- CEO Rachel Mason informed the committee that this project, thanks to Legal Counsel and Uniform Public Construction Cost Accounting (UPCCA), will not exceed the \$200,000.00 mark an informal bidding process is in process and bids are expected to be in by April 1, 2026. Photos of exterior restroom remodel were displayed for reference.
- c.) **Partnership with Mission Resource Conservation District & FRHD for Educational Pollinator Garden-** This project is in planning stages MRCD and Landscape One will be bringing forth plans. More information is coming.

- d.) **Ribbon Cutting Ceremony for ADA Ramps-** CEO Rachel Mason informed the committee that we have planned a ribbon cutting for this event on April 3, 2026, and for future completed renovations at the CH&WC. Directors Salmon and Canseco are planning to attend.

3. BOARD MEMBER COMMENTS AND FUTURE AGENDA ITEMS-

Arborists were consulted at the CH&WC they created an inventory of all the trees on the property there are approximately 220 trees and many of them need to be trimmed and cleaned up. The priority is for the trees closest to the buildings to be addressed first.

4. ADJOURNMENT –

There being no further business, the meeting was adjourned at 5:24 pm.



Raquel A. Williams

Executive Assistant/Board Clerk

MINUTES
BOARD OF DIRECTORS MEETING
Wednesday, March 11, 2026, at 6:00 pm
138 S. Brandon Rd., Fallbrook, CA 92028
Administrative Office, 1st Floor Community Room
**All meetings are hybrid unless otherwise noted.*

*Please contact the Board clerk for language translation services 48 hours in advance of the meeting
In accordance with California Government Code Section 54956 teleconferencing was used for this meeting. Members of the public were able to participate by webinar.

BOARD MEMBERS:

Board Chair Jennifer Jeffries, Vice-Chair Sally DeVito, Treasurer Howard Salmon, Secretary Anabel Canseco, Member Cindy Acosta

CALL MEETING TO ORDER | ESTABLISH A QUORUM | PLEDGE OF ALLEGIANCE

Chair Jennifer Jeffries called the meeting to order at 6:00 p.m. and lead the Pledge of Allegiance.

In attendance: Directors Jennifer Jeffries, Sally DeVito, Howard Salmon, Anabel Canseco, Cindy Acosta, General Counsel Aleks Giragosian. Staff members: Chief Executive Officer Rachel Mason, Chief Administrative Officer Judith Oswald, Chief Programs Officer Theresa Geracitano, CPA Susan Woodward, Executive Assistant/Board Clerk Raquel Williams.

Members of the public: Tom Frew, Roy Moosa, Maddie Larson, Rebecca Rader,

B. APPROVAL OF THE AGENDA -

Action: It was moved by Director Howard Salmon, seconded by Director Anabel Canseco to approve the agenda as presented.

Motion carried (5-0) - unanimous vote

C. PUBLIC COMMENTS FOR ITEMS NOT ON THE AGENDA | ANNOUNCEMENTS -

Rebecca Rader from Voices for Children stopped by to thank the Board for this year's Grant funds that have provided services for 18 children living in foster care in the District. Court Appointed Special Advocates (CASA) investigate what is going on in the child's life and see that they get services like therapy, dental care, tutoring. Voices for Children thanks the Board and appreciates the District for the Grant funds.

D. PRESENTATION-

- D1. Completing FPPC Form 700 – General Counsel Aleks Giragosian opened his presentation with common mistakes that are made on the Form 700.
- D2. 2026 Legislative Session Update – General Counsel Aleks Giragosian gave a brief update on Legislative updates that occurred last October at the State level. Labor- AB 692, Brown Act - SB707, Public Works & Planning- AB 538 & AB 1154. Fiscal & Financial Training- SB 827 2-hour Fiscal & Financial training for Board Members who make financial decisions to be completed within 6 months of assuming office.

Power Point presentation is attached to the minutes.

E. CONSENT ITEMS -

- E1. **Minutes of February 11, 2026, Facilities Committee Meeting**
(Staff Recommendation: Approve minutes of February 11, 2026, Facilities Committee meeting)
- E2. **Minutes of February 11, 2026, Board of Directors Meeting**
(Staff Recommendation: Approve Minutes of February 11, 2026, Board of Directors Meeting)
- E3. **Minutes of February 18, 2026, Government & Public Engagement Committee Meeting**
(Staff Recommendation: Approve Minutes of February 18, 2026, Government & Public Engagement Committee Meeting)
- E4. **Chief Programs Officer Report – Theresa Geracitano**
(Staff Recommendation: Receive and file report)
- E5. **Chief Administrative Officer Report – Judith Oswald**
(Staff Recommendation: Receive and file report)
- E6. **Chief Executive Officer Report – Rachel Mason**
(Staff Recommendation: Receive and file report)

Action: It was moved by Director DeVito, seconded by Director Salmon to approve the consent items as presented.

Motion carried (5-0) – unanimous vote

F. DISCUSSION ITEMS-

- F1. **March 4, 2026, Finance Committee Meeting Packet & Minutes**
(Staff Recommendation: Approve Minutes of the March 4, 2026, Finance Committee Meeting)- Treasurer Howard Salmon gave a brief update of this month’s financial reports and there were no questions from the Board regarding the reports.
Action: It was moved by Director Canseco, seconded by Director Acosta to approve the minutes of March 4, 2026, Finance Committee Meeting.
Motion carried (5-0) – unanimous vote
- F2. **Preferred Types of Clinical Services-Multi Specialty Care**
(Staff Recommendation: Discuss Preferred Types of Clinical Services)- CEO Rachel Mason opened the discussion asking the Board which types of clinical services they would like to see at a potential Urgent Care. Director Howard Salmon says cardiology and endocrinology are at the top of his list. Director Anabel Canseco would like to see more pediatric options for the District.

Public comment: Mr. Roy Moosa concurred with Howard that cardiology would be most beneficial to the District. Miss Maddie Larson commented about oncology services being so out of the way for residents of Fallbrook.

G. BOARD MEMBER COMMENTS & ITEMS FOR SUBSEQUENT MEETINGS -

Board Chair Jennifer Jeffries asked Howard Salmon for clarity on the merger, and the new name of the Foundation for Senior Care and Fallbrook Senior Citizens Service Club, it is now called Center for Senior Wellbeing. The Board is pleased to see that they were able to merge amicably and remain committed to the needs of the community.

Announcements for upcoming events:

See the District website event calendar at <https://www.fallbrookhealth.org/community-health-wellness-center>

Strategic Planning Committee meets this month on Wednesday, March 18, 2026, at 5:30 pm

Mindfulness for Real Life: The Science of Stress Relief - Saturday, March 21, 2026

Spanish: 9:00 am to 10:30 am | English: 11:00 am to 12:30 pm

Food Smarts for Kids: Saturday, March 21, 2026, English: 9:00 am to 10:30 am | Spanish: 11:00 am to 12:30 pm

District Offices will be closed on Tuesday, March 31, 2026, in Observance of Cesar Chavez Day

H. ADJOURNMENT-

There being no further business, the meeting was adjourned at 6:55 pm.

Raquel A. Williams

Executive Assistant/Board Clerk



MINUTES
Strategic Planning Committee Meeting
March 18, 2026, at 5:30 pm
Administrative Office, 1st Floor Community Room
138 S. Brandon Rd., Fallbrook, CA 92028

In accordance with California Government Code Section 54953 teleconferencing was used for this meeting. The public were able to participate by webinar.

BOARD COMMITTEE MEMBERS- Chair Jennifer Jeffries & Director Cindy Acosta

1. **CALL MEETING TO ORDER/ROLL CALL –**
In attendance- Director/Chair Jennifer Jeffries, Director Cindy Acosta, Chief Executive Officer Rachel Mason, Chief Programs Officer Theresa Geracitano, Executive Assistant/Board Clerk Raquel Williams

2. **PUBLIC COMMENTS – ANNOUNCEMENT- None**

3. **DISCUSSION ITEMS-**
 - a.) FY 26/27 Community Needs Assessment - Update – CEO Rachel Mason opened the discussion informing the committee that she has spoken to five different vendors. We are hoping to bring forth their proposals for the next meeting. Chair Jeffries asked if there are any local vendors participating, unfortunately there aren't any locally, but they are in Northern California. The Committee is looking forward to the proposals.

 - b.) District Allocations of Property Tax Revenues – CEO Rachel Mason shared her pie charts with the breakdown of the Property Tax Revenues and explained how allocations are going to need to be redirected for future programming and the potential of clinical care in the District.

 - c.) Clinical Services – Expectations for Growth – CEO Rachel Mason segued into this item from point B. The conversations are taking place with clinical partner, and they are asking what the Districts vision is for the next three - five years and what type of rotating specialists is the District interested in contracting with. CEO Rachel Mason is not committing to any time frame or service. Chair Jennifer Jeffries is in agreement and believes that the proof will be in the data. Discussion ensued.

 - d.) CRM Software – Update – CPO Theresa Geracitano gave an update on the new Client Relations Management Software and shared that when she started at the District our Constant Contact

mailing list had about 2,000 contacts and now it is over 7, 200. Some are duplicate, she is in the process of cleaning up the lists to prepare for the new software launch. Will be creating lists for both English and Spanish, working on integrating different platforms into it. The Committee thanks Theresa for all her hard work on this project.

e.) Review of Strategic Planning Priorities Progress

f.) Review of District Mission, Vision, Values – CEO Rachel Mason asked for consensus from the Committee that we should revise the MVV and they agree. CEO Rachel Mason will be taking it to the team for revisions since they are the ones working on the mission. Director Cindy Acosta suggested that we include communication with the community as well.

4. BOARD MEMBER COMMENTS AND FUTURE AGENDA ITEMS-

The Mission, Vision, Values and Needs Assessment will remain on the Agenda. Director Cindy Acosta made more suggestions for the MVV.

5. ADJOURNMENT-

There being no further business, the meeting was adjourned at 6:28 pm.



Raquel A Williams

Executive Assistant/Board Clerk

Summary: Programming this month demonstrated strong and growing community engagement, with increased participation and several successful events, including hosting a congressional town hall. Facility improvements are progressing ahead of schedule, and system enhancements continue to support program growth and data tracking.

A key staffing transition is underway following the resignation of our Programs Coordinator, Bianca, who played an integral role in program delivery—particularly as a coach in our Diabetes Prevention Program. Bianca was a highly valued and well-liked team member, and we are grateful for her contributions. Recruitment is currently in progress, and steps are being taken to ensure continuity of services during this transition.

Programming

- Highlights
 - Food Smart for Kids series engaged 20 children and parents in a hands-on nutrition workshop focused on healthy food preparation and consumption.
 - We were the host site for Congressman Mike Levin’s March Town Hall. This event strengthened relationships with elected leadership and introduced over 90 community members to the Wellness Center
 - The Diabetes Prevention Program (DPP) graduated Cohort 4 in March. Data is being analyzed and outcomes will be provided next month.
- The Self-Measured Blood Pressure Monitoring Program continues to receive positive feedback. One participant shared that access to a home blood pressure monitor was “extremely valuable” and a “wonderful free service.”
- Looking ahead- May
 - Family programming includes a Pedestrian and Bike Safety workshop with Vista Community Clinic.
 - The second Wellness Walk of the year is scheduled, continuing efforts to promote physical activity and community connection.

Community Presentations & Outreach

- Presentation provided at Vallecitos “Coffee & Donuts with the Principal”.
- Resources and outreach provided during Fallbrook library food distribution.

Facilities & Systems

- Renovation of Building B exterior restrooms is nearing completion ahead of schedule and is expected to be finished within the next two weeks.
- Classroom B3 is undergoing updates and is anticipated to be completed by mid-April, providing additional program delivery space.
- Development of the CRM system continues and will support improved tracking of participant engagement and program outcomes.

Professional Development

- Community Resource Navigator attended the Adelente Promotores Annual Conference in San Diego.

Wellness Center Participation Summary 2026	JAN	FEB	MAR
Mental Health First Aid	6	0	0
CCHW	15	4	7
Wellness Wednesday- Screening/Workshop	14	15	20
Disease Specific Education (Lifestyle Change)	96	47	43
Partner Health & Wellness activities	201	273	297
Support Groups	58	85	72
Mindfulness			13
FRHD Yoga	168	139	144
Community Safety	0	13	0
Club/ Organizational meetings	257	335	345
District Special Events	0		0
Youth Activity	0	NA	20
Affiliate	0		0
Wellness Walks	30	NA	0
Private Party/Event	0		0
Total Wellness Center Visits	845	911	961

Number of Events 2026	JAN	FEB	MAR
Private events	19	26	26
Public Events	67	52	65
Total Events	86	78	

Spanish Events	7	4	7
-----------------------	---	---	---

CHIEF EXECUTIVE OFFICER'S REPORT – APRIL

Community Health & Wellness Center:

- Facility construction updates
 - Bldg. B Rooms 3/6 and exterior restrooms.
 - Bldg. B (exterior restrooms) – Construction is progressing, ahead of the expected completion date - mid-April.
 - Room 3 renovations are nearly done and should be ready by month end.
 - Room 6 (room renovation and interior restroom upgrades) bid is being reviewed at Facilities committee and is on this board agenda.
 - EDG – Teaching Kitchen (bldg. A.) – Encroachment permit was deemed not necessary, back to finalizing the Minor Deviation.
 - Expansion of pollinator garden space at the CHWC – the dirt area between bldgs. A & B is being designed in conjunction with Mission Resource Conservation District so that we can mitigate some drainage issues and create an attractive, yet education space. It will be a dry rock “riverbed” and lots of native plants that can be used to help educate community members about options for local plants that tolerate our climate, attract pollinators, and are still pretty. Awaiting their proposal for services, a draft of the project will be presented at the April Facilities committee.

CHC Grants

- The grant application window closed on March 31; we had ten submissions with a total request of funds at \$535,180 – see attached list of grantees.

Clinical Care Option – Pending additional info

- Awaiting information with Sharp medical regarding a potential partnership to bring advanced clinical services to our area. Discussing options for expanded clinical and urgent care services along the 76 corridor.

Administrative Projects:

- It's Budget season! The first draft was presented to the Finance committee; additional Board feedback will be requested at the April Board meeting.
- The RFP for our Community Needs Assessment has generated many inquiries. I have met virtually with at least five vendors. The due date for that submission is April 20.
- The LAFCO MSR is still working its way through the LAFCO consultants, no new delivery date of the draft has been offered.

Staff Updates:

- We updated and split the current Programs Coordinator role into two positions, the Health Living Coordinator who will focus on the District's Lifestyle Change programs (DPP, Chair Yoga, Mindfulness) and a Community Programs Coordinator who will provide support and organize our partnered programming (CCHW, Wellness Wednesday, support groups, and Volunteers). This had been an anticipated change, but we prioritized it with the departure of Bianca Heyming.
- Happy 1 year Anniversary to Jessalyn Lopez. Jess has really stepped up alongside Olga in filling Judith shoes!

Fallbrook Regional Health District

Report #1 - Balance Sheet Comparison

As of February 28, 2026

	TOTAL		
	AS OF FEB 28, 2026	AS OF JAN 31, 2026 (PP)	% CHANGE
ASSETS			
Current Assets			
Bank Accounts			
Banc of California - Checking	801,529.97	1,032,973.10	(22.41 %)
Five Star Bank Account	250,323.22	250,323.22	0.00 %
Total Bank Accounts	\$1,051,853.19	\$1,283,296.32	(18.04 %)
Other Current Assets			
Interest Receivable - Foundation	1,031.62	1,031.62	0.00 %
Interest Receivable - LAIF	0.00	0.00	
Loan Receivable - FRHD Foundation	26,567.05	26,567.05	0.00 %
Prepaid Expenses	0.00	0.00	
Prepaid Insurance	12,218.22	15,272.82	(20.00 %)
Reimbursement Receivable - CDD	(1,569.02)	(1,569.02)	0.00 %
Tax Apportionment Receivable	0.00	82,319.85	(100.00 %)
Total Other Current Assets	\$38,247.87	\$123,622.32	(69.06 %)
Total Current Assets	\$1,090,101.06	\$1,406,918.64	(22.52 %)
Fixed Assets			
Accumulated Depreciation - All Buildings	(398,995.76)	(394,146.34)	(1.23 %)
Accumulated Depreciation - Equipment	(75,283.04)	(74,819.54)	(0.62 %)
Construction in Progress	1,177,939.19	1,109,384.19	6.18 %
E. Mission Road	1,441,539.86	1,441,539.86	0.00 %
E. Mission Road - Improvements	621,825.55	621,557.46	0.04 %
E. Mission Road - Land	360,629.00	360,629.00	0.00 %
Total E. Mission Road	2,423,994.41	2,423,726.32	0.01 %
Equipment	85,471.17	85,471.17	0.00 %
S. Brandon Road	161,578.00	161,578.00	0.00 %
S. Brandon Road - Improvements	258,645.55	258,645.55	0.00 %
S. Brandon Road - Land	129,662.00	129,662.00	0.00 %
Total S. Brandon Road	549,885.55	549,885.55	0.00 %
Total Fixed Assets	\$3,763,011.52	\$3,699,501.35	1.72 %
Other Assets			
California Class	1,486,543.33	1,482,287.93	0.29 %
CalTrust - Liquidity Fund	1,420,274.72	1,416,105.81	0.29 %
CalTrust - Medium Term Fund	5,305,799.17	5,299,073.61	0.13 %
LAIF	390,041.11	390,041.11	0.00 %
Note Receivable - East Alvarado Street	0.00	0.00	
Total Other Assets	\$8,602,658.33	\$8,587,508.46	0.18 %
TOTAL ASSETS	\$13,455,770.91	\$13,693,928.45	(1.74 %)

Fallbrook Regional Health District

Report #1 - Balance Sheet Comparison

As of February 28, 2026

	TOTAL		
	AS OF FEB 28, 2026	AS OF JAN 31, 2026 (PP)	% CHANGE
LIABILITIES AND EQUITY			
Liabilities			
Current Liabilities			
Accounts Payable			
Accounts Payable (A/P)	18,524.42	25,672.95	(27.84 %)
Total Accounts Payable	\$18,524.42	\$25,672.95	(27.84 %)
Credit Cards			
Columbia Bank-CC-7117			
	0.00	0.00	
Five Star Bank - CC			
	0.00	0.00	
Total Credit Cards	\$0.00	\$0.00	0.00%
Other Current Liabilities			
Payroll - Tax Payable			
	10,798.49	10,504.39	2.80 %
Payroll - Vacation & Sick Payable			
	43,207.56	43,207.56	0.00 %
Payroll - Wages Payable			
	49,714.76	24,161.51	105.76 %
Refundable Deposits - Rental Security			
	480.00	480.00	0.00 %
Simple IRA Plan - Payable			
	1,303.93	1,303.91	0.00 %
Total Other Current Liabilities	\$105,504.74	\$79,657.37	32.45 %
Total Current Liabilities	\$124,029.16	\$105,330.32	17.75 %
Total Liabilities	\$124,029.16	\$105,330.32	17.75 %
Equity			
Community Development Disbursement			
	8,391,943.70	8,391,943.70	0.00 %
Opening balance equity			
	0.00	0.00	
Retained Earnings			
	0.00	0.00	
Unrestricted Operations Fund			
	4,701,354.80	4,701,354.80	0.00 %
Net Income			
	238,443.25	495,299.63	(51.86 %)
Total Equity	\$13,331,741.75	\$13,588,598.13	(1.89 %)
TOTAL LIABILITIES AND EQUITY	\$13,455,770.91	\$13,693,928.45	(1.74 %)

Fallbrook Regional Health District

Report #2 - Profit and Loss and YTD

February 2026

	TOTAL	
	FEB 2026	JUL 2025 - FEB 2026 (YTD)
Income		
Interest Income - Foundation		318.08
Property Tax Revenue	56.00	1,648,096.26
Rental Income	800.00	7,354.29
Wellness Center Income - Event/Space Rental		425.00
Total Income	\$856.00	\$1,656,193.63
GROSS PROFIT	\$856.00	\$1,656,193.63
Expenses		
Advertising & Promotions	260.70	14,358.38
Auto Expenses	17.50	3,346.70
Community Health Contracts		
Boys & Girls Club of North County - TP	9,489.20	28,467.60
Boys & Girls Club of North County - WS		19,539.00
D'Vine Path	14,625.00	43,875.00
Fallbrook Food Pantry	25,000.00	195,000.00
Fallbrook Senior Citizens		22,500.00
Foundation for Senior Care		42,750.00
Reins Therapeutic Horsemanship Program	6,750.00	20,250.00
San Diego Children's Discovery Museum	4,500.00	13,500.00
The Center for Senior Wellbeing	32,625.00	32,625.00
Voices for Children	3,375.00	10,125.00
Youth Fitness Grants		
Bonsall/Fallbrook Little League		5,000.00
Boys & Girls Club North County - Soccer		5,000.00
Fallbrook Band Boosters		5,000.00
Fallbrook Girls Softball		5,000.00
Total Youth Fitness Grants		20,000.00
Total Community Health Contracts	96,364.20	448,631.60
District Direct Care Services		
District Sponsored Events		33.82
Health Services & Clinics	35,009.84	144,845.47
Total District Direct Care Services	35,009.84	144,879.29
Dues & Subscriptions	644.53	20,583.47
Education & Conferences	605.38	68,858.15
Equipment Lease	1,592.55	12,972.27
General Insurance	2,747.80	20,381.22
IT Services	600.00	4,800.00

Fallbrook Regional Health District

Report #2 - Profit and Loss and YTD

February 2026

	TOTAL	
	FEB 2026	JUL 2025 - FEB 2026 (YTD)
Legal & Accounting services		
Accounting	3,500.00	28,000.00
Independent Audit		15,500.00
Legal	3,916.00	34,295.57
Total Legal & Accounting services	7,416.00	77,795.57
Medical Records Expense	3,200.09	20,782.94
Meeting Expenses	435.69	2,855.51
Office Expenses		
General Office Expenses	574.43	2,098.73
Maintenance & Repairs	15,200.48	56,851.91
Office Equipment & Fixtures	2,424.55	2,424.55
Office Supplies	703.85	5,152.60
Postage & Shipping		437.03
Software & Website	6,491.86	32,320.61
Total Office Expenses	25,395.17	99,285.43
Other Tax and Licenses		(266.58)
Payroll Expenses		
Board Stipends	1,984.50	14,001.75
Employee Benefits	12,965.14	98,089.37
Payroll Processing Fees	531.05	3,282.99
Payroll Taxes	5,237.14	45,306.10
Salaries	91,476.48	577,596.65
Simple IRA Match	1,843.14	14,094.33
Vacation & Sick Leave		(9,310.88)
Workers Compensation	306.80	2,937.40
Total Payroll Expenses	114,344.25	745,997.71
Property Management Fees		600.00
Utilities		
Cell Phones	415.94	3,477.43
General Utilities	2,672.26	24,006.68
Internet/Telephone	908.56	9,989.12
Total Utilities	3,996.76	37,473.23
Total Expenses	\$292,630.46	\$1,723,334.89
NET OPERATING INCOME	\$ (291,774.46)	\$ (67,141.26)
Other Income		
Credit Card Rebate	81.13	81.13
Grants - Other Income		100,000.00
Interest/Dividend Income	24,174.80	221,988.97
Unrealized Gain/Loss - LAIF		(485.81)

Fallbrook Regional Health District

Report #2 - Profit and Loss and YTD

February 2026

	TOTAL	
	FEB 2026	JUL 2025 - FEB 2026 (YTD)
Unrealized Gain/Loss CalTrust - Medium Term	15,975.07	26,503.58
Total Other Income	\$40,231.00	\$348,087.87
Other Expenses		
Depreciation Expense		
Depreciation Expense - Brandon Road	1,108.42	8,867.36
Depreciation Expense - Mission Road	4,204.50	33,636.00
Total Depreciation Expense	5,312.92	42,503.36
Total Other Expenses	\$5,312.92	\$42,503.36
NET OTHER INCOME	\$34,918.08	\$305,584.51
NET INCOME	\$ (256,856.38)	\$238,443.25

Fallbrook Regional Health District
Report #3 - Profit & Loss Actual vs Operating Plan FY 25 - 26 - District
 July 2025 - February 2026

	Administrative				Wellness Center				TOTAL			
	Actual	Budget	over Budget	% of Budget	Actual	Budget	over Budget	% of Budget	Actual	Budget	over Budget	% of Budget
1 Income												
2 Interest Income - Foundation	318.08		318.08				0.00		318.08	0.00	318.08	
3 Program Fees			0.00			2,500.00	(2,500.00)	0.00%	0.00	2,500.00	(2,500.00)	0.00%
4 Property Tax Revenue	1,648,096.26	1,748,888.51	(100,792.25)	94.24%			0.00		1,648,096.26	1,748,888.51	(100,792.25)	94.24%
5 Rental Income	6,479.29	5,440.00	1,039.29	119.10%	875.00		875.00		7,354.29	5,440.00	1,914.29	135.19%
6 Wellness Center Income - Event/Space Rental		2,000.00	(2,000.00)	0.00%	425.00	2,000.00	(1,575.00)	21.25%	425.00	4,000.00	(3,575.00)	10.63%
7 Total Income	\$ 1,654,893.63	\$ 1,756,328.51	\$ (101,434.88)	94.22%	\$ 1,300.00	\$ 4,500.00	\$ (3,200.00)	28.89%	\$ 1,656,193.63	\$ 1,760,828.51	\$ (104,634.88)	94.06%
8 Gross Profit	\$ 1,654,893.63	\$ 1,756,328.51	\$ (101,434.88)	94.22%	\$ 1,300.00	\$ 4,500.00	\$ (3,200.00)	28.89%	\$ 1,656,193.63	\$ 1,760,828.51	\$ (104,634.88)	94.06%
9 Expenses												
10 Advertising & Promotions	4,633.32	1,000.00	3,633.32	463.33%	9,725.06	8,000.00	1,725.06	121.56%	14,358.38	9,000.00	5,358.38	159.54%
11 Auto Expenses	3,088.90	1,045.52	2,043.38	295.44%	257.80	600.00	(342.20)	42.97%	3,346.70	1,645.52	1,701.18	203.38%
12 Community Health Contracts			0.00				0.00		0.00	0.00	0.00	
13 Boys & Girls Club of North County - TP	28,467.60	28,467.60	0.00	100.00%			0.00		28,467.60	28,467.60	0.00	100.00%
14 Boys & Girls Club of North County - WS	19,539.00	19,539.00	0.00	100.00%			0.00		19,539.00	19,539.00	0.00	100.00%
15 D'Vine Path	43,875.00	43,875.00	0.00	100.00%			0.00		43,875.00	43,875.00	0.00	100.00%
16 Fallbrook Food Pantry	195,000.00	75,000.00	120,000.00	260.00%			0.00		195,000.00	75,000.00	120,000.00	260.00%
17 Fallbrook Senior Citizens	22,500.00	33,750.00	(11,250.00)	66.67%			0.00		22,500.00	33,750.00	(11,250.00)	66.67%
18 Foundation for Senior Care	42,750.00	64,125.00	(21,375.00)	66.67%			0.00		42,750.00	64,125.00	(21,375.00)	66.67%
19 NC Fire JPA (Ambulance)		200,000.00	(200,000.00)	0.00%			0.00		0.00	200,000.00	(200,000.00)	0.00%
20 Reins Therapeutic Horsemanship Program	20,250.00	20,250.00	0.00	100.00%			0.00		20,250.00	20,250.00	0.00	100.00%
21 San Diego Children's Discovery Museum	13,500.00	13,500.00	0.00	100.00%			0.00		13,500.00	13,500.00	0.00	100.00%
22 The Center for Senior Wellbeing	32,625.00		32,625.00				0.00		32,625.00	0.00	32,625.00	
23 Voices for Children	10,125.00	10,125.00	0.00	100.00%			0.00		10,125.00	10,125.00	0.00	100.00%
24 Youth Fitness Grants			0.00				0.00		0.00	0.00	0.00	
25 Bonsall/Fallbrook Little League	5,000.00	5,000.00	0.00	100.00%			0.00		5,000.00	5,000.00	0.00	100.00%
26 Boys & Girls Club North County - Soccer	5,000.00	5,000.00	0.00	100.00%			0.00		5,000.00	5,000.00	0.00	100.00%
27 Fallbrook Band Boosters	5,000.00	5,000.00	0.00	100.00%			0.00		5,000.00	5,000.00	0.00	100.00%
28 Fallbrook Girls Softball	5,000.00	5,000.00	0.00	100.00%			0.00		5,000.00	5,000.00	0.00	100.00%
29 Total Youth Fitness Grants	\$ 20,000.00	\$ 20,000.00	\$ -	100.00%	\$ -	\$ -	\$ -	-	\$ 20,000.00	\$ 20,000.00	\$ -	100.00%
30 Total Community Health Contracts	\$ 448,631.60	\$ 528,631.60	\$ (80,000.00)	84.87%	\$ -	\$ -	\$ -	-	\$ 448,631.60	\$ 528,631.60	\$ (80,000.00)	84.87%
31 District Direct Care Services			0.00				0.00		0.00	0.00	0.00	
32 District Sponsored Events		0.00	0.00		33.82	5,000.00	(4,966.18)	0.68%	33.82	5,000.00	(4,966.18)	0.68%
33 Health Services & Clinics		333,333.36	(333,333.36)	0.00%	144,845.47	137,676.64	7,168.83	105.21%	144,845.47	471,010.00	(326,164.53)	30.75%
34 Total District Direct Care Services	\$ -	\$ 333,333.36	\$ (333,333.36)	0.00%	\$ 144,879.29	\$ 142,676.64	\$ 2,202.65	101.54%	\$ 144,879.29	\$ 476,010.00	\$ (331,130.71)	30.44%
35 Dues & Subscriptions	19,389.47	18,555.00	834.47	104.50%	1,194.00	2,315.00	(1,121.00)	51.58%	20,583.47	20,870.00	(286.53)	98.63%
36 Education & Conferences	53,050.93	55,385.35	(2,334.42)	95.79%	15,807.22	28,956.65	(13,149.43)	54.59%	68,858.15	84,342.00	(15,483.85)	81.64%
37 Equipment Lease	6,486.15	6,370.24	115.91	101.82%	6,486.12	6,370.16	115.96	101.82%	12,972.27	12,740.40	231.87	101.82%
38 General Election		0.00	0.00				0.00		0.00	0.00	0.00	
39 General Insurance	9,390.02	10,680.00	(1,289.98)	87.92%	10,991.20	10,680.00	311.20	102.91%	20,381.22	21,360.00	(978.78)	95.42%
40 IT Services	2,400.00	2,800.00	(400.00)	85.71%	2,400.00	2,800.00	(400.00)	85.71%	4,800.00	5,600.00	(800.00)	85.71%
41 Legal & Accounting services			0.00				0.00		0.00	0.00	0.00	
42 Accounting	28,000.00	28,000.00	0.00	100.00%			0.00		28,000.00	28,000.00	0.00	100.00%
43 Independent Audit	15,500.00	18,500.00	(3,000.00)	83.78%			0.00		15,500.00	18,500.00	(3,000.00)	83.78%
44 Legal	31,021.45	44,000.00	(12,978.55)	70.50%	3,274.12	0.00	3,274.12		34,295.57	44,000.00	(9,704.43)	77.94%
45 Total Legal & Accounting services	\$ 74,521.45	\$ 90,500.00	\$ (15,978.55)	82.34%	\$ 3,274.12	\$ -	\$ 3,274.12	-	\$ 77,795.57	\$ 90,500.00	\$ (12,704.43)	85.96%
46 Medical Records Expense	20,782.94	32,400.00	(11,617.06)	64.14%			0.00		20,782.94	32,400.00	(11,617.06)	64.14%

Fallbrook Regional Health District
Report #3 - Profit & Loss Actual vs Operating Plan FY 25 - 26 - District
 July 2025 - February 2026

	Administrative				Wellness Center				TOTAL			
	Actual	Budget	over Budget	% of Budget	Actual	Budget	over Budget	% of Budget	Actual	Budget	over Budget	% of Budget
47 Meeting Expenses	1,959.50	2,300.00	(340.50)	85.20%	896.01	400.00	496.01	224.00%	2,855.51	2,700.00	155.51	105.76%
48 Office Expenses			0.00				0.00		0.00	0.00	0.00	
49 General Office Expenses	1,396.31	2,275.00	(878.69)	61.38%	702.42	1,800.00	(1,097.58)	39.02%	2,098.73	4,075.00	(1,976.27)	51.50%
50 Maintenance & Repairs	31,633.27	21,563.60	10,069.67	146.70%	25,218.64	25,946.25	(727.61)	97.20%	56,851.91	47,509.85	9,342.06	119.66%
51 Office Equipment & Fixtures	2,424.55		2,424.55			0.00	0.00		2,424.55	0.00	2,424.55	
52 Office Supplies	2,949.68	3,000.00	(50.32)	98.32%	2,202.92	3,200.00	(997.08)	68.84%	5,152.60	6,200.00	(1,047.40)	83.11%
53 Postage & Shipping	437.03	719.68	(282.65)	60.73%		115.00	(115.00)	0.00%	437.03	834.68	(397.65)	52.36%
54 Software & Website	11,045.75	12,449.64	(1,403.89)	88.72%	21,274.86	16,274.00	5,000.86	130.73%	32,320.61	28,723.64	3,596.97	112.52%
55 Total Office Expenses	\$ 49,886.59	\$ 40,007.92	\$ 9,878.67	124.69%	\$ 49,398.84	\$ 47,335.25	\$ 2,063.59	104.36%	\$ 99,285.43	\$ 87,343.17	\$ 11,942.26	113.67%
56 Other Tax and Licenses	(266.58)		(266.58)				0.00		(266.58)	0.00	(266.58)	
57 Payroll Expenses			0.00				0.00		0.00	0.00	0.00	
58 Board Stipends	14,001.75	17,640.00	(3,638.25)	79.38%			0.00		14,001.75	17,640.00	(3,638.25)	79.38%
59 Employee Benefits	39,346.12	33,133.83	6,212.29	118.75%	58,743.25	48,000.00	10,743.25	122.38%	98,089.37	81,133.83	16,955.54	120.90%
60 Payroll Processing Fees	1,641.49	1,432.80	208.69	114.57%	1,641.50	955.20	686.30	171.85%	3,282.99	2,388.00	894.99	137.48%
61 Payroll Taxes	30,632.21	31,415.64	(783.43)	97.51%	14,673.89	14,233.24	440.65	103.10%	45,306.10	45,648.88	(342.78)	99.25%
62 Salaries	394,782.96	392,695.76	2,087.20	100.53%	182,813.69	177,915.86	4,897.83	102.75%	577,596.65	570,611.62	6,985.03	101.22%
63 Simple IRA Match	8,906.87	11,780.86	(2,873.99)	75.60%	5,187.46	20,317.57	(15,130.11)	25.53%	14,094.33	32,098.43	(18,004.10)	43.91%
64 Vacation & Sick Leave	(7,958.08)		(7,958.08)		(1,352.80)	0.00	(1,352.80)		(9,310.88)	0.00	(9,310.88)	
65 Workers Compensation	1,710.20	12,000.00	(10,289.80)	14.25%	1,227.20	11,920.00	(10,692.80)	10.30%	2,937.40	23,920.00	(20,982.60)	12.28%
66 Total Payroll Expenses	\$ 483,063.52	\$ 500,098.89	\$ (17,035.37)	96.59%	\$ 262,934.19	\$ 273,341.87	\$ (10,407.68)	96.19%	\$ 745,997.71	\$ 773,440.76	\$ (27,443.05)	96.45%
67 Property Management Fees	600.00	750.00	(150.00)	80.00%			0.00		600.00	750.00	(150.00)	80.00%
68 Utilities			0.00				0.00		0.00	0.00	0.00	
69 Cell Phones	2,054.58	1,600.00	454.58	128.41%	1,422.85	1,200.00	222.85	118.57%	3,477.43	2,800.00	677.43	124.19%
70 General Utilities	9,468.73	10,976.00	(1,507.27)	86.27%	14,537.95	18,800.00	(4,262.05)	77.33%	24,006.68	29,776.00	(5,769.32)	80.62%
71 Internet/Telephone	5,082.78	4,880.48	202.30	104.15%	4,906.34	4,200.00	706.34	116.82%	9,989.12	9,080.48	908.64	110.01%
72 Total Utilities	\$ 16,606.09	\$ 17,456.48	\$ (850.39)	95.13%	\$ 20,867.14	\$ 24,200.00	\$ (3,332.86)	86.23%	\$ 37,473.23	\$ 41,656.48	\$ (4,183.25)	89.96%
73 Total Expenses	\$ 1,194,223.90	\$ 1,641,314.36	\$ (447,090.46)	72.76%	\$ 529,110.99	\$ 547,675.57	\$ (18,564.58)	96.61%	\$ 1,723,334.89	\$ 2,188,989.93	\$ (465,655.04)	78.73%
74 Net Operating Income	\$ 460,669.73	\$ 115,014.15	\$ 345,655.58	400.53%	\$ (527,810.99)	\$ (543,175.57)	\$ 15,364.58	97.17%	\$ (67,141.26)	\$ (428,161.42)	\$ 361,020.16	15.68%
75 Other Income												
76 Credit Card Rebate	81.13		81.13				0.00		81.13	0.00	81.13	
77 Grants - Other Income	100,000.00		100,000.00				0.00		100,000.00	0.00	100,000.00	
78 Interest/Dividend Income	221,988.97	0.00	221,988.97				0.00		221,988.97	0.00	221,988.97	
79 Unrealized Gain/Loss - LAIF	(485.81)		(485.81)				0.00		(485.81)	0.00	(485.81)	
80 Unrealized Gain/Loss CalTrust - Medium Term	26,503.58		26,503.58				0.00		26,503.58	0.00	26,503.58	
81 Total Other Income	\$ 348,087.87	\$ -	\$ 348,087.87		\$ -	\$ -	\$ -		\$ 348,087.87	\$ -	\$ 348,087.87	
82 Other Expenses												
83 Depreciation Expense			0.00				0.00		0.00	0.00	0.00	
84 Depreciation Expense - Brandon Road	8,867.36		8,867.36				0.00		8,867.36	0.00	8,867.36	
85 Depreciation Expense - Mission Road			0.00		33,636.00		33,636.00		33,636.00	0.00	33,636.00	
86 Total Depreciation Expense	\$ 8,867.36	\$ -	\$ 8,867.36		\$ 33,636.00	\$ -	\$ 33,636.00		\$ 42,503.36	\$ -	\$ 42,503.36	
87 Total Other Expenses	\$ 8,867.36	\$ -	\$ 8,867.36		\$ 33,636.00	\$ -	\$ 33,636.00		\$ 42,503.36	\$ -	\$ 42,503.36	
88 Net Other Income	\$ 339,220.51	\$ -	\$ 339,220.51		\$ (33,636.00)	\$ -	\$ (33,636.00)		\$ 305,584.51	\$ -	\$ 305,584.51	
89 Net Income	\$ 799,890.24	\$ 115,014.15	\$ 684,876.09	695.47%	\$ (561,446.99)	\$ (543,175.57)	\$ (18,271.42)	103.36%	\$ 238,443.25	\$ (428,161.42)	\$ 666,604.67	-55.69%

INVESTMENT COMPLIANCE REPORT

This report is provided in compliance with Section 53646 of the California Government Code and aligns with best practice recommendations outlined in the Local Agency Investment Guidelines (LAIG).

LOCAL AGENCY INVESTMENT FUND (LAIF)

Through the Pooled Money Investment Account (PMIA), the State Treasurer invests taxpayers' money to manage the State's cash flow and strengthen the financial security of local governmental entities. PMIA policy sets as primary investment objectives safety, liquidity and yield.

As of February 28, 2026, the District's balance was \$390,041.11. This represents 4.53% of the District's investment portfolio. The Average Monthly Effective Yield for the month of February, 2026 was 3.871%. In February 2026, the District reported \$0.00 in quarterly earnings.

As of February 28, 2026, the PMIA's holdings include US Treasury Securities, Federal Agency Debentures and Discount Notes, along with CDs and Commercial Paper.

CalTRUST

The CalTRUST Board works closely with the investment manager, State Street Global Advisors, to ensure that public dollars are managed securely and efficiently and are in full compliance with California Law. The primary objective is to safeguard the preservation of principal.

The District is invested in two CalTRUST Funds: Medium Term Fund and Liquidity Fund. As of February 28, 2026, the District's closing Net Asset Value was \$6,726,073.89. This represents 78.19% of the District's investment portfolio.

In February, 2026, the District earned \$19,919.40 in dividend income and reported \$15,975.07 in unrealized gains. The One Year Yield on the Medium-Term Fund was 4.06% and the One Year Yield on the Liquidity Fund was 4.29%.

As of February 28, 2026, CalTRUST's holdings include US Treasury Securities, Investment Grade Corporates, Commercial Paper and CD's.

California CLASS

The California Cooperative Liquid Assets Securities System (California CLASS) is a pooled investment option that invests in high-quality, short-to-medium-term securities that prioritize principal preservation. The California CLASS management has appointed Public Trust Advisors, LLC to serve as the Investment Advisor and Administrator. As of February 28, 2026, the District's balance was \$1,486,543.33. This represents 17.28% of the District's investment portfolio. In February, 2026, the District reported \$4,255.40 in earnings. The 30-day average yield was 3.7428%.

As of February 28, 2026, California CLASS's holdings include US Treasury Securities, Federal Agency Securities, and CD's.

The investments of the District are in compliance with the District's 2025-2026 Investment Policy. The balances in the District's investment accounts give the District the ability to meet its expenditure requirements for the next twelve (12) months.

California State Treasurer *Fiona Ma, CPA*



Local Agency Investment Fund
P.O. Box 942809
Sacramento, CA 94209-0001
(916) 653-3001

March 04, 2026

[LAIF Home](#)
[PMIA Average Monthly Yields](#)

FALLBROOK REGIONAL HEALTH DISTRICT

DISTRICT ADMINISTRATOR
138 SOUTH BRANDON ROAD
FALLBROOK, CA 92028

[Tran Type Definitions](#)



Account Number: XXXXXXXXXX

February 2026 Statement

Account Summary

Total Deposit:	0.00	Beginning Balance:	390,041.11
Total Withdrawal:	0.00	Ending Balance:	390,041.11



CalTRUST
 PO Box 2709
 Granite Bay, CA 95746
 www.caltrust.org
 Email: admin@caltrust.org
 Fax: 402-963-9094
 Phone: 833-CALTRUST (225-8787)

Investment Account Summary

02/01/2026 through 02/28/2026

SUMMARY OF INVESTMENTS

Fund	Account Number	Total Shares Owned	Net Asset Value per Share on Feb 28 (\$)	Value on Feb 28 (\$)	Average Cost Amount (\$)	Cumulative Change in Value (\$)
FALLBROOK REGIONAL HEALTH DISTRICT						
CalTRUST Medium Term Fund	[REDACTED]	533,246.148	9.95	5,305,799.17	5,334,842.85	(29,043.68)
CalTRUST Liquidity Fund	[REDACTED]	1,420,274.720	1.00	1,420,274.72	1,420,274.72	0.00
Portfolios Total value as of 02/28/2026				6,726,073.89		

DETAIL OF TRANSACTION ACTIVITY

Activity Description	Activity Date	Amount (\$)	Amount in Shares	Balance in Shares	Price per Share (\$)	Balance (\$)	Average Cost Amt (\$)	Realized Gain/(Loss) (\$)
CalTRUST Medium Term Fund		FALLBROOK REGIONAL HEALTH DISTRICT			Account Number: [REDACTED]			
Beginning Balance	02/01/2026			534,180.807	9.92	5,299,073.61		
Redemption	02/20/2026	25,000.00	2,517.623	531,663.184	9.93	5,279,415.42	25,187.88	(187.88)
Accrual Income Div Reinvestment	02/27/2026	15,750.49	1,582.964	533,246.148	9.95	5,305,799.17	0.00	0.00
Change in Value						15,975.07		
Closing Balance as of	Feb 28			533,246.148	9.95	5,305,799.17		
CalTRUST Liquidity Fund		FALLBROOK REGIONAL HEALTH DISTRICT			Account Number: [REDACTED]			
Beginning Balance	02/01/2026			1,416,105.810	1.00	1,416,105.81		
Accrual Income Div Reinvestment	02/27/2026	4,168.91	4,168.910	1,420,274.720	1.00	1,420,274.72	0.00	0.00
Change in Value						0.00		
Closing Balance as of	Feb 28			1,420,274.720	1.00	1,420,274.72		

Please note that this information should not be construed as tax advice and it is recommended that you consult with a tax professional regarding your account.



Summary Statement

February 28, 2026

Page 1 of 3

Investor ID: [REDACTED]

0000079-0000352 PDF 909480

Fallbrook Regional Health District
138 South Brandon Road
Fallbrook, CA 92028

California CLASS

California CLASS

Average Monthly Yield: 3.7428%

		Beginning Balance	Contributions	Withdrawals	Income Earned	Income Earned YTD	Average Daily Balance	Month End Balance
[REDACTED]	FRHD_CLASS_Prime	1,482,287.93	0.00	0.00	4,255.40	9,002.46	1,482,591.89	1,486,543.33
TOTAL		1,482,287.93	0.00	0.00	4,255.40	9,002.46	1,482,591.89	1,486,543.33



Account Statement

February 28, 2026

Page 2 of 3

Account Number: [REDACTED]

FRHD_CLASS_Prime

Account Summary

Average Monthly Yield: 3.7428%

	Beginning Balance	Contributions	Withdrawals	Income Earned	Income Earned YTD	Average Daily Balance	Month End Balance
California CLASS	1,482,287.93	0.00	0.00	4,255.40	9,002.46	1,482,591.89	1,486,543.33

Transaction Activity

Transaction Date	Transaction Description	Contributions	Withdrawals	Balance	Transaction Number
02/01/2026	Beginning Balance			1,482,287.93	
02/28/2026	Income Dividend Reinvestment	4,255.40			
02/28/2026	Ending Balance			1,486,543.33	



California CLASS

California CLASS

Date	Dividend Rate	Daily Yield
02/01/2026	0.00000000	3.7684%
02/02/2026	0.000103264	3.7690%
02/03/2026	0.000103288	3.7700%
02/04/2026	0.000102970	3.7584%
02/05/2026	0.000102585	3.7444%
02/06/2026	0.000307629	3.7428%
02/07/2026	0.00000000	3.7428%
02/08/2026	0.00000000	3.7428%
02/09/2026	0.000102303	3.7341%
02/10/2026	0.000102177	3.7295%
02/11/2026	0.000102374	3.7367%
02/12/2026	0.000102313	3.7344%
02/13/2026	0.000409596	3.7376%
02/14/2026	0.00000000	3.7376%
02/15/2026	0.00000000	3.7376%
02/16/2026	0.00000000	3.7376%
02/17/2026	0.000102567	3.7437%
02/18/2026	0.000103286	3.7700%
02/19/2026	0.000102862	3.7545%
02/20/2026	0.000307149	3.7370%
02/21/2026	0.00000000	3.7370%
02/22/2026	0.00000000	3.7370%
02/23/2026	0.000102229	3.7314%
02/24/2026	0.000102161	3.7289%
02/25/2026	0.000102146	3.7283%
02/26/2026	0.000102227	3.7313%
02/27/2026	0.000204792	3.7375%
02/28/2026	0.00000000	3.7375%

Performance results are shown net of all fees and expenses and reflect the reinvestment of dividends and other earnings. Many factors affect performance including changes in market conditions and interest rates and in response to other economic, political, or financial developments. Investment involves risk including the possible loss of principal. No assurance can be given that the performance objectives of a given strategy will be achieved. **Past performance is no guarantee of future results. Any financial and/or investment decision may incur losses.**

Fallbrook Regional Health District

Report #5 - Check Detail

February 2026

DATE	TRANSACTION TYPE	NUM	NAME	AMOUNT
Banc of California - Checking				
02/03/2026	Bill Payment (Check)	15381	Rotary Club of Fallbrook	(228.00)
				(228.00)
02/03/2026	Bill Payment (Check)	15386	T-Mobile	(115.94)
				(115.94)
02/03/2026	Bill Payment (Check)	15377	Fallbrook Printing Corporation	(156.24)
				(156.24)
02/03/2026	Bill Payment (Check)	15380	Leslie Salmon	(900.00)
				(900.00)
02/03/2026	Bill Payment (Check)	15385	Susan Woodward	(1,500.00)
				(1,500.00)
02/03/2026	Bill Payment (Check)	15379	Judith Oswald	(85.96)
				(85.96)
02/03/2026	Bill Payment (Check)	15376	Amazon Capital Services	(160.68)
				(160.68)
02/03/2026	Bill Payment (Check)	15378	Jessalyn Lopez	(20.30)
				(20.30)
02/03/2026	Bill Payment (Check)	15382	Spectrum - Mission	(538.75)
				(538.75)
02/03/2026	Bill Payment (Check)	15383	Spectrum Business-Brandon	(326.25)
				(326.25)
02/03/2026	Bill Payment (Check)	15384	Springston Design LLC	(600.00)
				(600.00)
02/03/2026	Bill Payment (Check)	15387	Michelle's Place Cancer Resource Center	(12,395.94)
				(12,395.94)
02/03/2026	Bill Payment (Check)	15388	Nasland Engineering	(1,350.00)
				(1,350.00)
02/04/2026	Check	15369	Boys & Girls Club of North County	(9,489.20)
				9,489.20
02/04/2026	Check	15370	D'Vine Path	(14,625.00)
				14,625.00

Fallbrook Regional Health District

Report #5 - Check Detail

February 2026

DATE	TRANSACTION TYPE	NUM	NAME	AMOUNT
02/04/2026	Check	15371	Fallbrook Food Pantry	(25,000.00) 25,000.00
02/04/2026	Check	15372	REINS Therapeutic Horsemanship Program	(6,750.00) 6,750.00
02/04/2026	Check	15373	San Diego Children's Discovery Museum	(4,500.00) 4,500.00
02/04/2026	Check	15374	Voices for Children	(3,375.00) 3,375.00
02/04/2026	Check	15375	The Center for Senior Wellbeing	(32,625.00) 32,625.00
02/04/2026	Expense		ADP, LLC	(197.10) 98.55 98.55
02/05/2026	Expense		ADP, LLC	(10,504.39) (10,504.39)
02/05/2026	Expense		ADP, LLC	(24,161.51) 24,161.51
02/06/2026	Bill Payment (Check)		Five Star Bank - CC	(14,204.32) (14,204.32)
02/06/2026	Expense		Fallbrook Waste & Recycling - S. Brandon	(107.68) 107.68
02/06/2026	Expense		Fallbrook Waste & Recycling - E. Mission	(218.22) 218.22
02/06/2026	Expense		GoDaddy	(46.38) 25.50 20.88
02/09/2026	Expense		Iron Mountain	(3,200.09) 3,200.09
02/10/2026	Bill Payment (Check)	15390	Colantuono, Highsmith & Whatley, PC	(3,916.00) (3,916.00)

Fallbrook Regional Health District

Report #5 - Check Detail

February 2026

DATE	TRANSACTION TYPE	NUM	NAME	AMOUNT
02/10/2026	Bill Payment (Check)	15395	Juana Diaz	(400.00) (400.00)
02/10/2026	Bill Payment (Check)	15397	Raquel Morrison	(320.00) (320.00)
02/10/2026	Bill Payment (Check)	15389	Amazon Capital Services	(695.32) (695.32)
02/10/2026	Bill Payment (Check)	15402	Uline	(777.24) (777.24)
02/10/2026	Bill Payment (Check)	15391	Culligan of Escondido	(69.10) (69.10)
02/10/2026	Bill Payment (Check)	15392	Culligan of San Diego	(80.41) (80.41)
02/10/2026	Bill Payment (Check)	15396	Knight Security & Fire Systems	(44.00) (44.00)
02/10/2026	Bill Payment (Check)	15398	Rotary Club of Fallbrook	(10.00) (10.00)
02/10/2026	Bill Payment (Check)	15399	Rotary Club of Fallbrook Village	(70.00) (70.00)
02/10/2026	Bill Payment (Check)	15400	Safe and Sound Security	(75.87) (75.87)
02/10/2026	Bill Payment (Check)	15401	SDRMA	(14,163.20) (14,163.20)
02/10/2026	Bill Payment (Check)	15393	Fallbrook Chamber of Commerce	(25.00) (25.00)
02/10/2026	Bill Payment (Check)	15403	Portero Services LLC	(2,000.00) (2,000.00)
02/10/2026	Expense		SDG&E - 6994 - Brandon	(1,061.57) 1,061.57
02/10/2026	Expense		SDG&E - 6994 - Brandon	(728.12) 728.12

Fallbrook Regional Health District

Report #5 - Check Detail

February 2026

DATE	TRANSACTION TYPE	NUM	NAME	AMOUNT
02/10/2026	Expense		American Funds Investment	(3,316.82) (3,316.82)
02/10/2026	Expense		FPUD - 7720-001	(171.96) 171.96
02/10/2026	Expense		FPUD - 7720-003 - E. Mission Rd.	(279.01) 279.01
02/10/2026	Expense		FPUD - 7721-000	(52.85) 52.85
02/10/2026	Expense		FPUD - 7720-002 - E. Mission Rd.	(52.85) 52.85
02/13/2026	Expense		ADP, LLC	(184.43) 92.21 92.22
02/15/2026	Check	15409	Palomar Family Counseling Service Inc.	(14,040.00) 14,040.00
02/15/2026	Check	15333	Fallbrook Land Conservancy	(750.00) 750.00
02/15/2026	Check	15410	Skinny Gene Project	(4,200.00) 4,200.00
02/15/2026	Check	15407	Hospice of the Valleys	(2,277.00) 2,277.00
02/17/2026	Bill Payment (Check)	15405	Classic Handyman Services	(9,177.95) (9,177.95)
02/17/2026	Bill Payment (Check)	15406	Fallbrook Rooter & Drain Service	(229.00) (229.00)
02/17/2026	Bill Payment (Check)	15408	Juana Diaz	(400.00) (400.00)
02/17/2026	Bill Payment (Check)	15404	Amazon Capital Services	(1,647.31) (1,647.31)
02/17/2026	Bill Payment (Check)	15411	Classic Handyman Services	(68,555.00) (68,555.00)

Fallbrook Regional Health District

Report #5 - Check Detail

February 2026

DATE	TRANSACTION TYPE	NUM	NAME	AMOUNT
02/19/2026	Expense		ADP, LLC	(10,123.49) (10,123.49)
02/19/2026	Expense		ADP, LLC	(22,372.80) (22,372.80)
02/24/2026	Bill Payment (Check)	15412	24 Hour Elevator Inc.	(272.97) (272.97)
02/24/2026	Bill Payment (Check)	15417	LDC Always Green Landscape	(3,785.00) (3,785.00)
02/24/2026	Bill Payment (Check)	15416	Juana Diaz	(400.00) (400.00)
02/24/2026	Bill Payment (Check)	15413	Amazon Capital Services	(184.51) (184.51)
02/24/2026	Bill Payment (Check)	15414	Fallbrook Chamber of Commerce	(75.00) (75.00)
02/24/2026	Bill Payment (Check)	15418	Uline	(124.36) (124.36)
02/24/2026	Bill Payment (Check)	15415	Fowler Pest Control, Inc.	(252.00) (252.00)
02/25/2026	Expense		Konica Minolta	(1,592.55) 796.28 796.27
02/27/2026	Expense		ADP, LLC	(149.52) 74.76 74.76
02/27/2026	Expense		American Funds Investment	(3,316.82) (3,316.82)



ACCOUNTS PAYABLE

Account Number: XXXX XXXX XXXX 0944

ACCOUNT SUMMARY	
Credit Limit	\$15,000.00
Credit Available	\$9,102.00
Statement Closing Date	February 28, 2026
Days in Billing Cycle	28
Previous Balance	\$14,204.32
- Payments & Credits	\$14,204.32
+ Purchases & Other Charges	\$5,705.63
+ Cash Advances	\$0.00
+ Finance Charges	\$0.00
= New Balance	\$5,705.63
Questions?	Call Cardmember Services 1-855-401-4743
Or Write:	PO Box 332509 Murfreesboro, TN 37133-2509
Or visit:	MyApexCard.com

PAYMENT INFORMATION	
New Balance	\$5,705.63
Minimum Payment Due	\$5,705.63
Payment Due Date	March 25, 2026

Notice: SEE REVERSE SIDE FOR MORE IMPORTANT INFORMATION

TRANSACTIONS

Tran Date	Post Date	Reference Number	Transaction Description	Amount
			TOTAL XXXXXXXXXXXX 0944	\$14,204.32-
02/05	02/05	8559325DL00XSZ2P8	PAYMENT - THANK YOU	14,204.32-
		JUDITH OSWALD	TOTAL XXXXXXXXXXXX 2307	\$1,272.05
01/31	02/01	2524770DH1NSZ91KJ	SOCIETYFORHUMANRESOURC ALEXANDRIA VA	299.00
02/01	02/01	5543286DG63AEEP4P	THE TOLL ROADS OF OC IRVINE CA	9.55
02/02	02/02	1230202DH00LZZV2Q	INDEED USI26-00906592 AUSTIN TX	101.23
02/03	02/03	1230202DJ00639T69	ADOBE SAN JOSE CA	159.91
02/11	02/11	8230509DVEHMRWX4D	BACKGROUNDCHECKS.COM PHOENIX AZ	104.98
02/14	02/14	1527021DX00M115M8	WP*WWW.AAER-WEB.COM EL CAJON CA	55.00
02/17	02/17	5542135E0VAKJ3481	PSHRA PUBLIC SECTOR HR ALEXANDRIA VA	175.00
02/17	02/17	8230509E0EHMZMZMB	BACKGROUNDCHECKS.COM PHOENIX AZ	100.71
02/17	02/17	8230509E0EHMZM30B	BACKGROUNDCHECKS.COM PHOENIX AZ	5.00
02/18	02/18	1527021E100XSM4BD	MICROSOFT-G141739584 REDMOND WA	9.86
02/18	02/18	1527021E100014Q4K	MICROSOFT-G141742547 REDMOND WA	59.18
02/18	02/18	8230509E2EHMHRR33	BACKGROUNDCHECKS.COM PHOENIX AZ	84.99
02/19	02/19	8230509E3EHMG2HJD	BACKGROUNDCHECKS.COM PHOENIX AZ	5.00

Transactions continued on next page

Please detach bottom portion and submit with payment using enclosed envelope



Cardmember Services
PO BOX 332509
Murfreesboro TN 37133

Payment Information

Account Number:	XXXX XXXX XXXX 0944
Payment Due Date	March 25, 2026
New Balance	\$5,705.63
Minimum Payment Due	\$5,705.63
Past Due Amount	\$0.00

Make Check
Payable to:

Amount Enclosed: \$

ACCOUNTS PAYABLE
FALLBROOK REGIONAL HD
138 S BRANDON RD
FALLBROOK CA 92028-2205



Cardmember Services
PO BOX 306005
Nashville TN 37230-6005



TRANSACTIONS (continued)

Tran Date	Post Date	Reference Number	Transaction Description	Amount
02/20	02/20	5543286E36032MHNF	VBS*VONAGE BUSINESS ATLANTA GA	8.98
02/25	02/25	5550629E8K7BSFG9L	SHAREFILE PAYLINK BURLINGTON MA	70.40
02/26	02/26	8230509E9EHP07VN8	CLAUDE.AI SUBSCRIPTION SAN FRANCISCO CA	20.00
02/28	02/28	1230202EA024NWA98	ADOBE SAN JOSE CA	3.26
		JASMINE THOMAS	TOTAL XXXXXXXXXXXXX 8726 \$185.70	
02/17	02/17	1230202E000HW81D3	FACEBK *9BXL2DVH42 WILMINGTON DE	173.00
02/20	02/20	0514048E4LM93AAGR	DENNY'S #6876 FALLBROOK CA	12.70
		BIANCA HEYMING	TOTAL XXXXXXXXXXXXX 3600 \$33.00	
02/13	02/13	7513048DWS66GAKJH	MANOR DRY CLEANERS INC FALLBROOK CA	33.00
		RACHEL MASON-RUNNELLS	TOTAL XXXXXXXXXXXXX 6849 \$264.12	
02/11	02/11	5530959DV7XHYDXGA	SAN DIEGO UNION TRIB-S IRVINE CA	14.00
02/22	02/22	8271116E6EHMAR3H0	VOICEOFSANDIEGO.ORG SAN DIEGO CA	10.53
02/26	02/26	5754024E9LPMGS1GL	UBER *TRIP 8005928996 CA	38.95
02/27	02/27	7541823EA7A5XTE2M	CCI*CONSTANT-CONTACT WALTHAM MA	131.00
02/27	02/27	1230202EA019DFG3F	SMF SACTOWNAIRPORTSHOP SACRAMENTO CA	12.77
02/27	02/27	0230537EA2X7BRH4A	TST* SACXS - HISTORIC SACRAMENTO CA	22.92
02/28	02/28	5754024EBLXGRWF1R	UBER *TRIP 8005928996 CA	33.95
		JESSALYN LOPEZ	TOTAL XXXXXXXXXXXXX 6498 \$16.25	
02/20	02/20	0543684E400QT2SXA	DOLLAR TREE FALLBROOK CA	11.95
02/20	02/20	5550080E4K2MP1PTK	FALLBROOK ACE HARDWARE FALLBROOK CA	4.30
		RAQUEL WILLIAMS	TOTAL XXXXXXXXXXXXX 2761 \$400.00	
02/10	02/10	8230509DSEHMHXHWK	SD CHAPTER OF CSDA CHULA VISTA CA	400.00
		THERESA GERACITANO	TOTAL XXXXXXXXXXXXX 9242 \$3,534.51	
02/11	02/11	0522702DVEHWGA63L	DIAMOND ENVIRONMENTAL SAN MARCOS CA	268.09
02/17	02/17	8194922E1EHNKQHR5	EVENT TEMPLE VANCOUVER BC	3,218.00
02/19	02/19	5543286E25ZGMJYK8	FBB*WOMANWITHIN REWARD INDIANAPOLIS IN	18.26
02/25	02/25	5543286E861HD6JA4	WWW COSTCO COM ISSAQUAH WA	30.16

INTEREST CHARGE CALCULATION

Your **Annual Percentage Rate (APR)** is the annual interest rate on your account

Type of Balance	ANNUAL PERCENTAGE RATE (APR)	Expiration Date	Balance Subject to Interest Rate	Days in Billing Cycle	Interest Charge
Purchases	23.99% (v)	-	\$0.00	28	\$0.00
Cash Advances	21.00% (f)	-	\$0.00	28	\$0.00

(v) = variable (f) = fixed

Fallbrook Regional Health District

Report #7 - Community Development Disbursements

July 2025 - February 2026

DATE	NUM	NAME	MEMO/DESCRIPTION	SPLIT	AMOUNT
Administration					
07/09/2025		County of San Diego Planning Services	CDD - Sitelogic - COUNTY OF SAN DIEGO PL SAN DIEGO CA	S. Brandon Road:S. Brandon Road - Improvements	739.87
01/15/2026	123723	Nasland Engineering		Office Expenses:Maintenance & Repairs	1,350.00
02/11/2026	1006	Classic Handyman Services		Office Expenses:Maintenance & Repairs	9,177.95
02/23/2026			CDD Transfer per board mtg - INCOMING WIRE INCOMING WIRE 0223J4Q5040C000227ORG GEMINI FUND SERVICES LLC;REF	CalTrust - Medium Term Fund	25,000.00
Total for Administration					\$36,267.82
Wellness Center					
08/01/2025	1896	Kuhlman Scott Architecture	Permits and Printing	E. Mission Road:E. Mission Road - Improvements	997.35
08/29/2025	1873	Kuhlman Scott Architecture		E. Mission Road:E. Mission Road - Improvements	22,950.00
10/01/2025		County of San Diego Planning Services	COUNTY OF SAN DIEGO PL SAN DIEGO CA	E. Mission Road:E. Mission Road - Improvements	571.56
11/02/2025	1236	Active Power Solutions	CDD - Relocate underground conduit	Office Expenses:Maintenance & Repairs	250.00
12/03/2025	1636BAR	JW Mechanical		E. Mission Road:E. Mission Road - Improvements	4,215.00
12/03/2025	1636BBRTU1	JW Mechanical		E. Mission Road:E. Mission Road - Improvements	9,530.00
12/03/2025	1636BBRTU2	JW Mechanical		E. Mission Road:E. Mission Road - Improvements	9,530.00
02/03/2026	02032026 Contract	Classic Handyman Services		Construction in Progress	68,555.00
02/11/2026		Diamond Environmental Services	DIAMOND ENVIRONMENTAL SAN MARCOS CA	E. Mission Road:E. Mission Road - Improvements	268.09
02/23/2026	0006784281	Diamond Environmental Services		Office Expenses:Maintenance & Repairs	614.20

Fallbrook Regional Health District
Report #7 - Community Development Disbursements
July 2025 - February 2026

DATE	NUM	NAME	MEMO/DESCRIPTION	SPLIT	AMOUNT
Total for Wellness Center					\$117,481.20

FY2026.2027 BUDGET-DRAFT
Fallbrook Regional Health District

Administrative	July	August	September	October	November	December	January	February	using avgs from FY 25,24,23			Total	
								March	April	May	June		
INCOME													
Property Tax Revenue	43,789.89	26,276.26	40,049.91	207,575.53	832,901.84	382,144.24	82,711.18	71,790.85	828,598.02	165,107.31	16,770.86	24,406.73	2,722,122.60
Rental Income	800.00	800.00	800.00	800.00	800.00	800.00	800.00	800.00	800.00	800.00	800.00	800.00	9,600.00
Wellness Center Income/Rental	150.00	150.00	150.00	150.00	150.00	150.00	150.00	150.00	150.00	150.00	150.00	150.00	1,800.00
Total for Income	\$44,739.89	\$27,226.26	\$40,999.91	\$208,525.53	\$833,851.84	\$383,094.24	\$83,661.18	\$72,740.85	\$829,548.02	\$166,057.31	\$17,720.86	\$25,356.73	\$1,800.00
Gross Profit	\$44,739.89	\$27,226.26	\$40,999.91	\$208,525.53	\$833,851.84	\$383,094.24	\$83,661.18	\$72,740.85	\$829,548.02	\$166,057.31	\$17,720.86	\$25,356.73	\$2,733,522.60
ADMINISTRATION EXPENSES													
Advertising & Promotions	5,500.00	575.00		500.00			500.00			500.00			7,575.00
Auto Expenses	125.00						150.00						275.00
Community Health Contracts													0.00
Total for Community Health Contracts	\$0.00	\$0.00	\$0.00	\$0.00	\$0.00	\$0.00	\$0.00	\$0.00	\$0.00	\$0.00	\$0.00	\$0.00	\$0.00
District Direct Care Services													
District Sponsored Events	50,000.00				50,000.00			50,000.00			50,000.00		200,000.00
Health Services & Clinics	141,666.67	41,666.67	41,666.67	41,666.67	41,666.67	41,666.67	41,666.67	41,666.67	41,666.67	41,666.67	41,666.67	41,666.67	600,000.00
Total for District Direct Care Services	\$191,666.67	\$41,666.67	\$41,666.67	\$41,666.67	\$91,666.67	\$41,666.67	\$41,666.67	\$91,666.67	\$41,666.67	\$41,666.67	\$91,666.67	\$41,666.67	\$800,000.00
Dues & Subscriptions	17,384.53	264.53	199.53	24.53	464.53	354.53	24.53	264.53	24.53	24.53	364.53	24.53	19,419.36
Education & Conferences		4,800.00		3,900.00		350.00	5,250.00		900.00	900.00	2,670.00	3,600.00	22,370.00
Equipment Lease	837.00	799.00	799.00	837.00	799.00	799.00	837.00	799.00	799.00	837.00	799.00	799.00	9,740.00
General Insurance	1,375.00	1,375.00	1,375.00	1,375.00	1,375.00	1,375.00	1,375.00	1,375.00	1,375.00	1,375.00	1,375.00	1,375.00	16,500.00
IT Services	350.00	350.00	350.00	350.00	350.00	350.00	350.00	350.00	350.00	350.00	350.00	350.00	4,200.00
Legal & Accounting services													0.00
Accounting	1,500.00	1,500.00	1,500.00	1,500.00	1,500.00	1,500.00	1,500.00	1,500.00	1,500.00	1,500.00	1,500.00	1,500.00	18,000.00
Independent Audit	8,000.00						8,000.00						16,000.00
Election									35,000.00				35,000.00
Legal	4,950.00	4,950.00	4,950.00	4,950.00	4,950.00	4,950.00	4,950.00	4,950.00	4,950.00	4,950.00	4,950.00	4,950.00	59,400.00
Total for Legal & Accounting services	\$14,450.00	\$6,450.00	\$6,450.00	\$6,450.00	\$6,450.00	\$14,450.00	\$6,450.00	\$6,450.00	\$41,450.00	\$6,450.00	\$6,450.00	\$6,450.00	\$128,400.00
Medical Records Expense	2,970.00	2,970.00	2,970.00	2,970.00	2,970.00	2,970.00	2,970.00	2,970.00	2,970.00	2,970.00	2,970.00	2,970.00	35,640.00
Meeting Expenses	125.00	50.00	50.00	900.00	75.00	300.00	75.00	50.00	50.00	75.00	75.00	50.00	1,875.00
Office Expenses													
General Office Expenses	66.44	66.44	66.44	66.44	66.44	66.44	66.44	66.44	66.44	66.44	66.44	66.44	797.28
Maintenance & Repairs	3,355.87	1,855.87	12,255.87	1,855.87	1,855.87	1,855.87	3,355.87	1,855.87	1,855.87	1,855.87	1,855.87	1,855.87	35,670.44
Office Supplies	360.00	360.00	360.00	360.00	360.00	360.00	360.00	360.00	360.00	360.00	360.00	360.00	4,320.00
Postage & Shipping	54.63	54.63	54.63	54.63	54.63	54.63	54.63	54.63	54.63	54.63	54.63	54.63	655.50
Software & Website	1,951.15	445.11	445.11	469.91	445.11	620.11	4,675.11	470.61	445.11	2,985.11	445.11	445.11	13,842.66
Total for Office Expenses	\$5,788.09	\$2,782.05	\$13,182.05	\$2,806.84	\$2,782.05	\$2,957.05	\$8,512.05	\$2,807.55	\$2,782.05	\$5,322.05	\$2,782.05	\$2,782.05	\$55,285.88
Payroll Expenses													0.00
Board Stipends	3,750.00	3,750.00	3,750.00	3,750.00	3,750.00	3,750.00	3,750.00	3,750.00	3,750.00	3,750.00	3,750.00	3,750.00	45,000.00
Employee Benefits	6,640.00	6,640.00	6,640.00	6,640.00	6,640.00	6,640.00	7,171.20	7,171.20	7,171.20	7,171.20	7,171.20	7,171.20	82,867.20
Payroll Processing Fees	212.80	278.56	278.56	278.56	278.56	278.56	278.56	187.69	286.43	286.43	286.43	286.43	3,217.55
Payroll Taxes	2,979.15	3,899.80	3,899.80	3,899.80	3,899.80	3,899.80	3,899.80	2,627.71	4,010.00	4,010.00	4,010.00	4,010.00	45,045.68
Salaries	42,559.22	55,711.48	55,711.48	55,711.48	55,711.48	55,711.48	55,711.48	37,538.73	57,285.72	57,285.72	57,285.72	57,285.72	643,509.72
Simple IRA Match	1,276.78	1,671.34	1,671.34	1,671.34	1,671.34	1,671.34	1,671.34	1,126.16	1,718.57	1,718.57	1,718.57	1,718.57	19,305.29
Workers Compensation	210.00	210.00	210.00	210.00	210.00	210.00	210.00	210.00	210.00	210.00	210.00	210.00	2,520.00
Total for Payroll Expenses	\$57,627.94	\$72,161.19	\$72,161.19	\$72,161.19	\$72,161.19	\$72,161.19	\$72,692.39	\$52,611.50	\$74,431.92	\$74,431.92	\$74,431.92	\$74,431.92	\$841,465.44
Utilities													
Cell Phones	120.00	120.00	120.00	120.00	120.00	120.00	120.00	120.00	120.00	120.00	120.00	120.00	1,440.00
General Utilities	1,350.00	1,350.00	1,350.00	1,350.00	1,350.00	1,350.00	1,350.00	1,350.00	1,350.00	1,350.00	1,350.00	1,350.00	16,200.00
Internet/Telephone	730.00	730.00	730.00	730.00	730.00	730.00	730.00	730.00	730.00	730.00	730.00	730.00	8,760.00
Total for Utilities	\$2,200.00	\$2,200.00	\$2,200.00	\$2,200.00	\$2,200.00	\$2,200.00	\$2,200.00	\$2,200.00	\$2,200.00	\$2,200.00	\$2,200.00	\$2,200.00	\$26,400.00
Total for Expenses-Admin	\$300,399.22	\$136,443.43	\$141,403.43	\$136,141.22	\$181,293.43	\$139,933.43	\$143,052.63	\$161,544.24	\$168,999.16	\$137,102.16	\$186,134.16	\$136,699.16	\$1,969,145.68

FY2026.2027 BUDGET-DRAFT
Fallbrook Regional Health District

	July	August	September	October	November	December	January	February	March	using avgs from FY 25,24,23			Total
										April	May	June	
COMMUNITY HEALTH & WELLNESS CENTER EXPENSES													
Expenses													0.00
Advertising & Promotions	5,700.00	200.00	200.00	200.00	200.00	200.00	200.00	200.00	200.00	200.00	200.00	200.00	7,900.00
Auto Expenses	150.00						125.00						275.00
District Direct Care Services													0.00
District Sponsored Events													0.00
Health Services & Clinics	51,207.00	11,440.00	11,880.00	15,040.00	26,607.00	6,540.00	7,740.00	52,757.00	12,840.00	13,080.00	25,407.00	6,940.00	241,478.00
Total for District Direct Care Services	\$51,207.00	\$11,440.00	\$11,880.00	\$15,040.00	\$26,607.00	\$6,540.00	\$7,740.00	\$52,757.00	\$12,840.00	\$13,080.00	\$25,407.00	\$6,940.00	\$241,478.00
Dues & Subscriptions	228.00		228.00		228.00		228.00		358.00		228.00		1,498.00
Education & Conferences		1,200.00		1,500.00			5,250.00			799.00	890.00	700.00	10,339.00
Equipment Lease	837.00	799.00	799.00	837.00	799.00	799.00	837.00	799.00	799.00	837.00	799.00	799.00	9,740.00
General Insurance	1,375.00	1,375.00	1,375.00	1,375.00	1,375.00	1,375.00	1,375.00	1,375.00	1,375.00	1,375.00	1,375.00	1,375.00	16,500.00
IT Services	350.00	350.00	350.00	350.00	350.00	350.00	350.00	350.00	350.00	350.00	350.00	350.00	4,200.00
Legal & Accounting services													0.00
Legal	550.00	550.00	550.00	550.00	550.00	550.00	550.00	550.00	550.00	550.00	550.00	550.00	6,600.00
Total for Legal & Accounting services	\$550.00	\$550.00	\$550.00	\$550.00	\$550.00	\$550.00	\$550.00	\$550.00	\$550.00	\$550.00	\$550.00	\$550.00	\$6,600.00
Meeting Expenses	100.00	50.00	50.00	800.00	50.00	50.00	50.00	75.00	50.00	50.00	50.00	100.00	1,475.00
Office Expenses													0.00
General Office Expenses	80.00	80.00	80.00	80.00	80.00	80.00	80.00	80.00	80.00	80.00	80.00	80.00	960.00
Maintenance & Repairs	3,055.87	3,055.87	3,055.87	3,055.87	3,055.87	3,055.87	3,055.87	3,055.87	3,055.87	3,055.87	3,055.87	3,055.87	36,670.44
Office Supplies	400.00	400.00	400.00	400.00	400.00	400.00	400.00	400.00	400.00	400.00	400.00	400.00	4,800.00
Postage & Shipping	25.00	25.00	25.00	25.00	25.00	25.00	25.00	25.00	25.00	25.00	25.00	25.00	300.00
Software & Website	\$1,705.16	\$268.16	\$268.16	\$328.16	\$268.16	\$268.16	\$11,986.16	\$3,543.66	\$268.16	\$268.16	\$268.16	\$1,018.16	\$20,458.42
Total for Office Expenses	\$5,266.03	\$3,829.03	\$3,829.03	\$3,889.03	\$3,829.03	\$3,829.03	\$15,547.03	\$7,104.53	\$3,829.03	\$3,829.03	\$3,829.03	\$4,579.03	\$63,188.86
Payroll Expenses													
Employee Benefits	8,490.00	8,490.00	8,490.00	8,490.00	8,490.00	8,490.00	9,169.20	9,169.20	9,169.20	9,169.20	9,169.20	9,169.20	105,955.20
Payroll Processing Fees	153.69	147.89	147.89	147.89	147.89	147.89	147.89	155.63	153.86	153.86	153.86	153.86	1,812.12
Payroll Taxes	2,151.68	2,070.52	2,070.52	2,070.52	2,070.52	2,070.52	2,070.52	2,178.76	2,154.03	2,154.03	2,154.03	2,154.03	25,369.68
Salaries	30,738.27	29,578.88	29,578.88	29,578.88	29,578.88	29,578.88	29,578.88	31,125.18	30,771.82	30,771.82	30,771.82	30,771.82	362,424.00
Simple IRA Match	922.15	887.37	887.37	887.37	887.37	887.37	887.37	933.76	923.15	923.15	923.15	923.15	10,872.72
Workers Compensation	210.00	210.00	210.00	210.00	210.00	210.00	210.00	210.00	210.00	210.00	210.00	210.00	2,520.00
Total for Payroll Expenses	\$42,665.79	\$41,384.66	\$41,384.66	\$41,384.66	\$41,384.66	\$41,384.66	\$42,063.86	\$43,772.53	\$43,382.06	\$43,382.06	\$43,382.06	\$43,382.06	\$508,953.72
Utilities													\$0.00
Cell Phones	80.00	80.00	80.00	80.00	80.00	80.00	80.00	80.00	80.00	80.00	80.00	80.00	960.00
General Utilities	2,015.00	2,015.00	2,015.00	2,015.00	2,015.00	2,015.00	2,015.00	2,015.00	2,015.00	2,015.00	2,015.00	2,015.00	24,180.00
Internet/Telephone	740.00	740.00	740.00	740.00	740.00	740.00	740.00	740.00	740.00	740.00	740.00	740.00	8,880.00
Total for Utilities	\$2,835.00	\$2,835.00	\$2,835.00	\$2,835.00	\$2,835.00	\$2,835.00	\$2,835.00	\$2,835.00	\$2,835.00	\$2,835.00	\$2,835.00	\$2,835.00	\$34,020.00
Total for Expenses-CHWC	\$128,420.35	\$64,012.69	\$63,480.69	\$68,760.68	\$78,207.69	\$57,912.69	\$77,150.89	\$109,818.06	\$66,568.09	\$67,287.09	\$79,895.09	\$61,810.09	\$923,324.10
Total for Expenses Combined	\$428,819.57	\$200,456.12	\$204,884.12	\$204,901.91	\$259,501.12	\$197,846.12	\$220,203.52	\$271,362.29	\$235,567.26	\$204,389.26	\$266,029.26	\$198,509.26	\$2,892,469.78
Net Income	(\$384,079.68)	(\$173,229.86)	(\$163,884.21)	\$3,623.62	\$574,350.72	\$185,248.12	(\$136,542.34)	(\$198,621.44)	\$593,980.76	(\$38,331.95)	(\$248,308.40)	(\$173,152.53)	(\$158,947.18)

Admin Property Tax income 5% increase over 3 year avg
 Health Services & Clinics
 Assumes \$500k support for clinical care
 Assumes \$200k for NCFPD

Mileage reimbursement = Avg \$100 per year per employee - within the salaries line item
 Employee Benefits increase 8% for 2027

DDC=District Direct Care

MOUs

Vendor name	Grant Agreement #	Annual funding amount	Payment schedule	Terminates
WC Fallbrook Land Conservancy	2025-2	\$ 3,000.00	Q: July, Nov, Feb, May	7/1/2027
WC Hospice of the Valleys	2025-1	\$ 9,108.00	Q: July, Nov, Feb, May	7/1/2027
WC Michelle's Place	2024-1	\$ 42,500.00	Biannual: July, Jan	6/30/2026
WC Palomar Family Counseling Services	2023-1, 2025-3	\$ 56,160.00	Q: July, Nov, Feb, May	7/1/2027
WC Skinny Gene Project	2023	\$ 50,400.00	monthly	7/31/2027
Admin North County Fire Protection District	2024-2	\$ 200,000.00	annual, upon receipt	6/30/2026 <Terminate in FY26.27

DDC - contracts

WC These will vary and be brought forward by Theresa

CHWC Programming - Estimated

Program	Fiscal Year Total
Hospice of the Valleys	\$9,108.00
Michelle's Place	\$42,499.92
Palomar Family Counseling	\$56,160.00
JMF Skinny Genes Project	\$49,999.92
Fallbrook Land Conservancy	\$3,000.00
FRHD Yoga	\$12,240.00
MHFA	\$1,200.00
DSME- English	\$2,400.00
DSME- Spanish	\$2,400.00
Self- Sabotage	\$1,400.00
Saturday programming- English	\$1,200.00
Saturday programming-Spanish	\$1,200.00
Loteria	\$1,200.00
Nutrition- English	\$3,500.00
Nutrition- Spanish	\$5,250.00
Health Screenings	\$3,120.00
Mindfulness- English	\$4,900.00
Mindfulness- Spanish	\$4,900.00
Hypertension/Heart Health- English	\$5,600.00
Hypertension/Heart Health - Spanish	\$5,600.00
CPR- English	\$1,800.00
CPR- Spanish	\$1,800.00
Financial Literacy	\$3,000.00
Chair Yoga -Spanish	\$3,000.00
Art Therapy	\$8,400.00
Program Supplies & Materials	\$600.00
Family Fitness Program	\$3,000.00
TOTAL	\$238,477.84

MINUTES
FINANCE COMMITTEE MEETING
Wednesday, April 1, 2026, at 2:00 pm
138 S. Brandon Road, Fallbrook, CA 92028

*All meetings are hybrid unless otherwise noted

In accordance with California Government Code Section 54953 teleconferencing was used for this meeting. Members of the public were able to participate by webinar.

Finance Committee Members - Treasurer/Chair Howard Salmon & Director Sally DeVito

1. **Call to Order-** In attendance: Treasurer/Chair Howard Salmon & Director Sally DeVito, Chief Executive Officer Rachel Mason, Chief Programs Officer Theresa Geracitano, Certified Public Accountant Susan Woodward, Executive Assistant/Board Clerk Raquel Williams

2. **Public Comments – Announcement – None**

3. **Review of Financial Statements for February 2026**

Report 1 – Balance Sheet of **February 2026**

Report 2 – Profit & Loss - **February 2026**

Report 3 – Profit & Loss Actual vs YTD Budget – **February 2026-** CEO Rachel Mason asked that this report be prepared on 11x17 paper moving forward.

Report 4 – Investment Compliance Report – **February 2026-**

Report 5 - Check Detail Report as of **February 2026**

Report 6 – Credit Card Statements– **February 2026**

Report 7 – Community Development Disbursement as of **February 2026**

4. **Discussion Items-**

- a.) FY 2026.2027 Budget Draft Review- CEO Rachel Mason shared with the committee that there was an error in the first draft of the Budget in our favor. She found a duplicated entry and that has changed the amount in the red. With the possibility of clinical care coming this fiscal year the discussion on grant funding has been decided, the committee agrees to \$200,000.00 for the grants and to cap the North County Fire Protection District MOU to \$100,000.00. Discussion ensued. Treasurer Howard Salmon commented that it is important for us to fund the entities that need it the most.

5. **Board Member Comments and Future Agenda Item-**

Continuation of the Budget Draft review for next Finance Committee Meeting

Next Finance Committee Meeting Wednesday May 6, 2026, at 2:00 pm.

Adjournment-

There being no further business, the meeting was adjourned at 2:53 pm

Raquel A Williams

Executive Assistant/Board Clerk



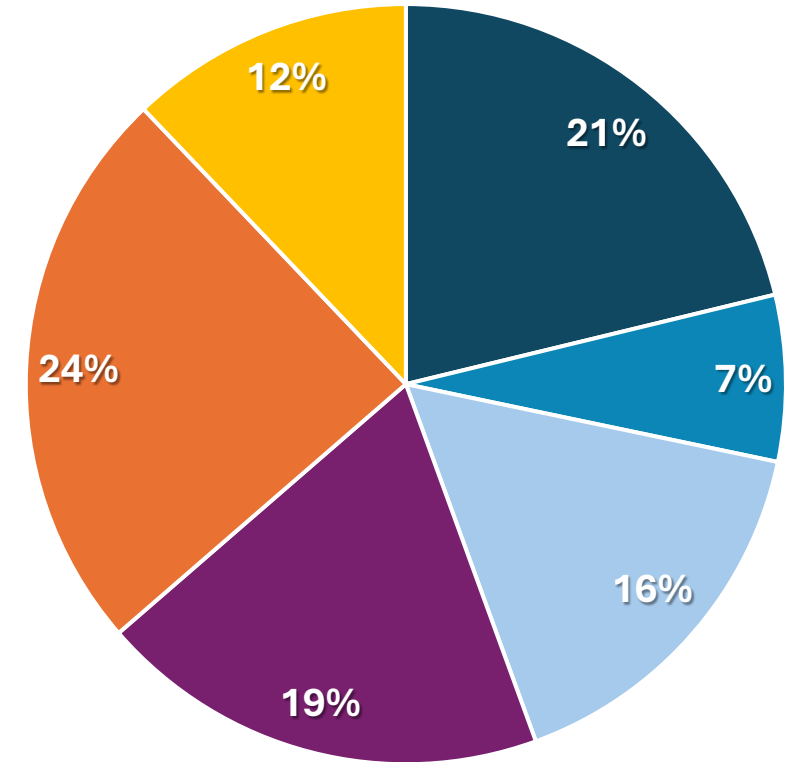
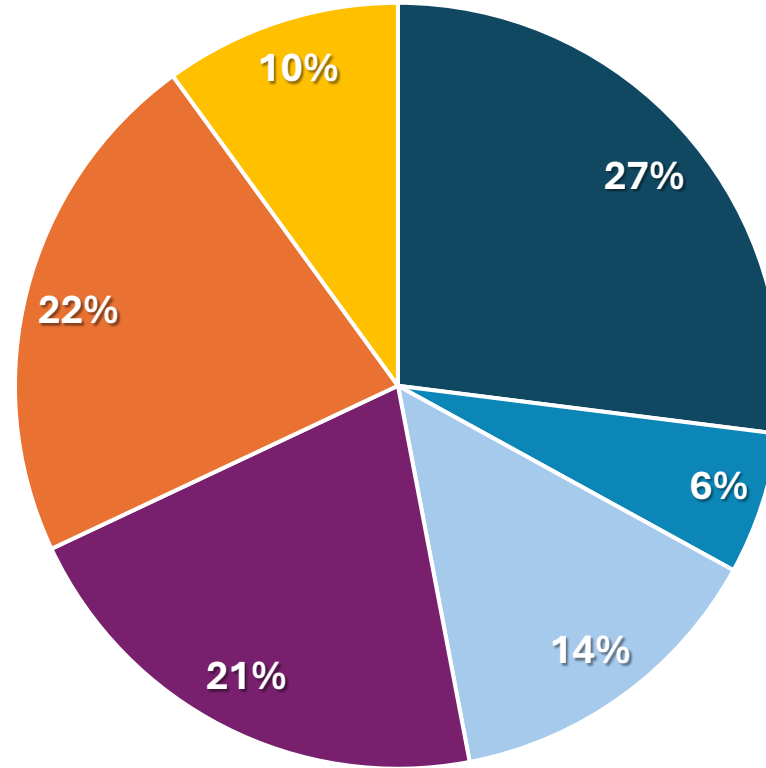
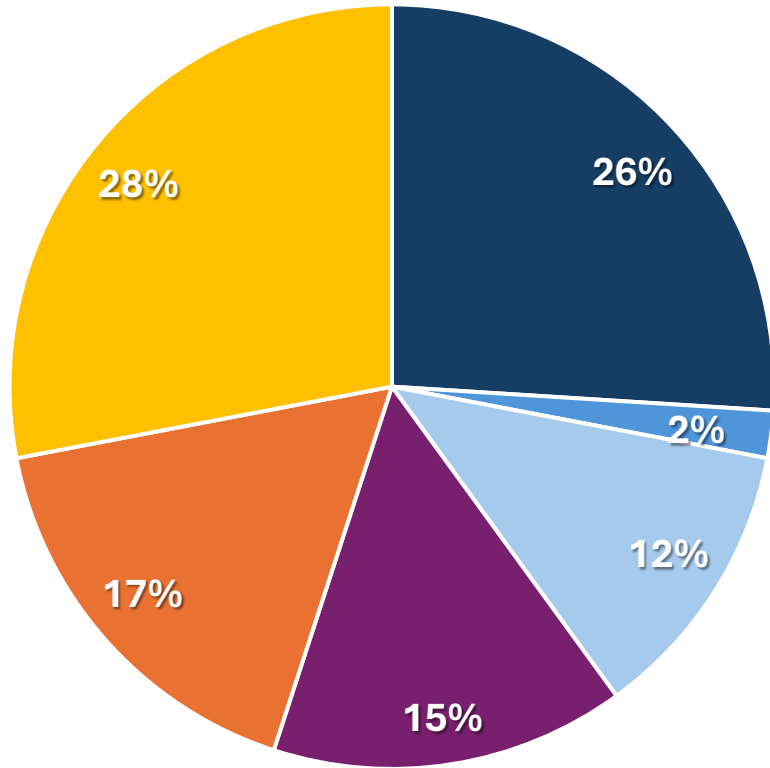


Grant #	Agency Name	Amount Requested	25.26 Funding
1	Boys & Girls Club of North County	\$75,000.00	\$57,495.79
2	Children's Museum of Discovery	\$22,000.00	\$18,000.00
3	Community Health System - Fallbrook Family Health Center	\$40,800.00	
4	D'Vine Path	\$75,000.00	\$58,500.00
5	Fallbrook Food Pantry	\$100,000.00	\$220,000.00
6	Interfaith Community Services	\$38,600.00	
7	REINS	\$30,000.00	\$27,000.00
8	The Center for Senior Wellbeing	\$100,000.00	\$130,500.00
9	Vista Community Clinic	\$38,780.00	
10	Voices for Children	\$15,000.00	\$13,500.00
		\$535,180.00	

District Allocations of PT Revenue FY 23.24

District Allocations of PT Revenue FY 24.25

District Allocations of PT Revenue
PROJECTED - FY 25.26



■ CHC Grants
■ DDC Staff
■ District Staff

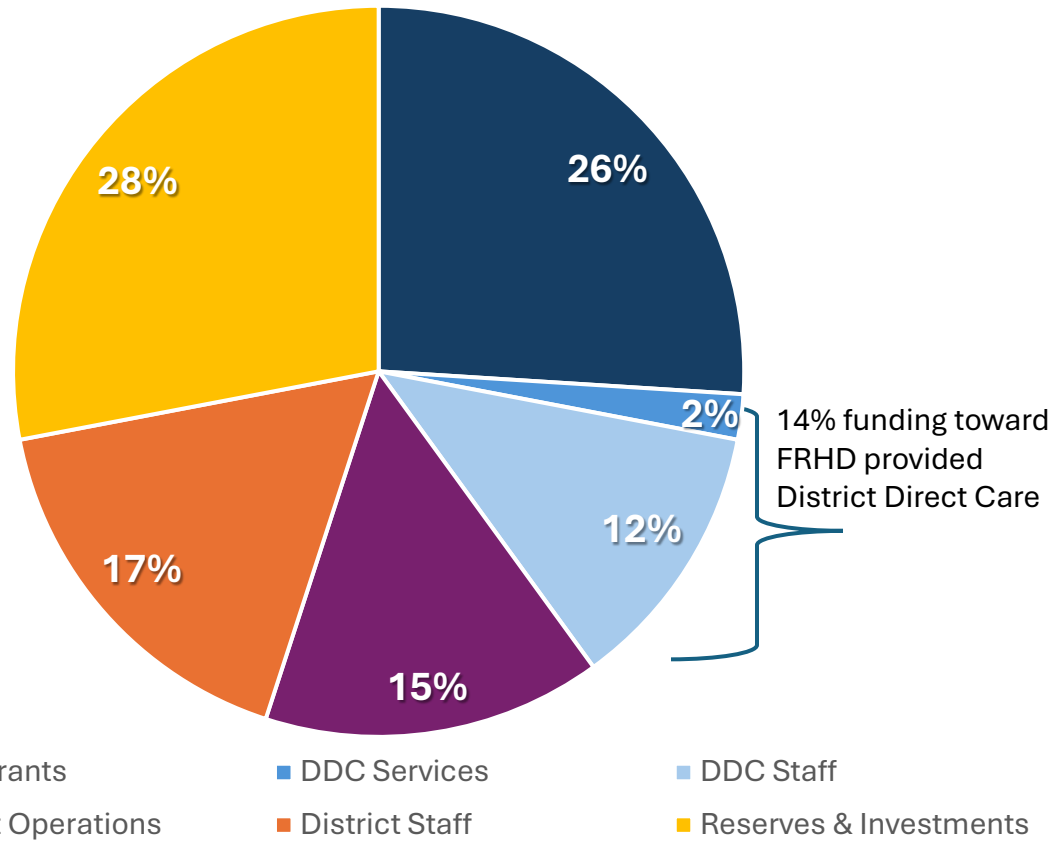
■ DDC Services
■ District Operations
■ Reserves & Investments

Staff time allocations
40% Direct services/programs.
27% Administration
24% Outreach
9% Facilities

DDC = District Direct Care Services
MOU/Contracted services
• Palomar Family Counseling
• Michelle's Place
• Hospice of the Valleys

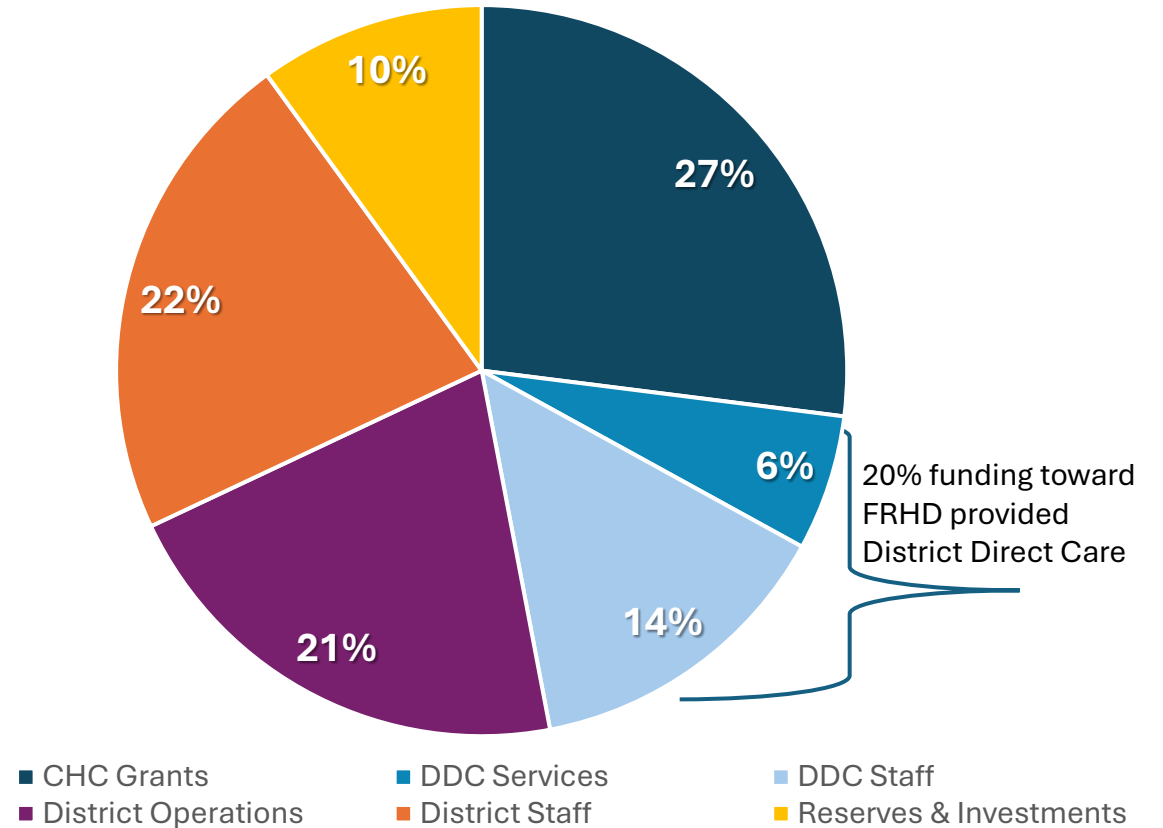
District Operations
Board, Legal, Accounting
Facilities, Utilities

District Allocations of PT Revenue FY 23.24



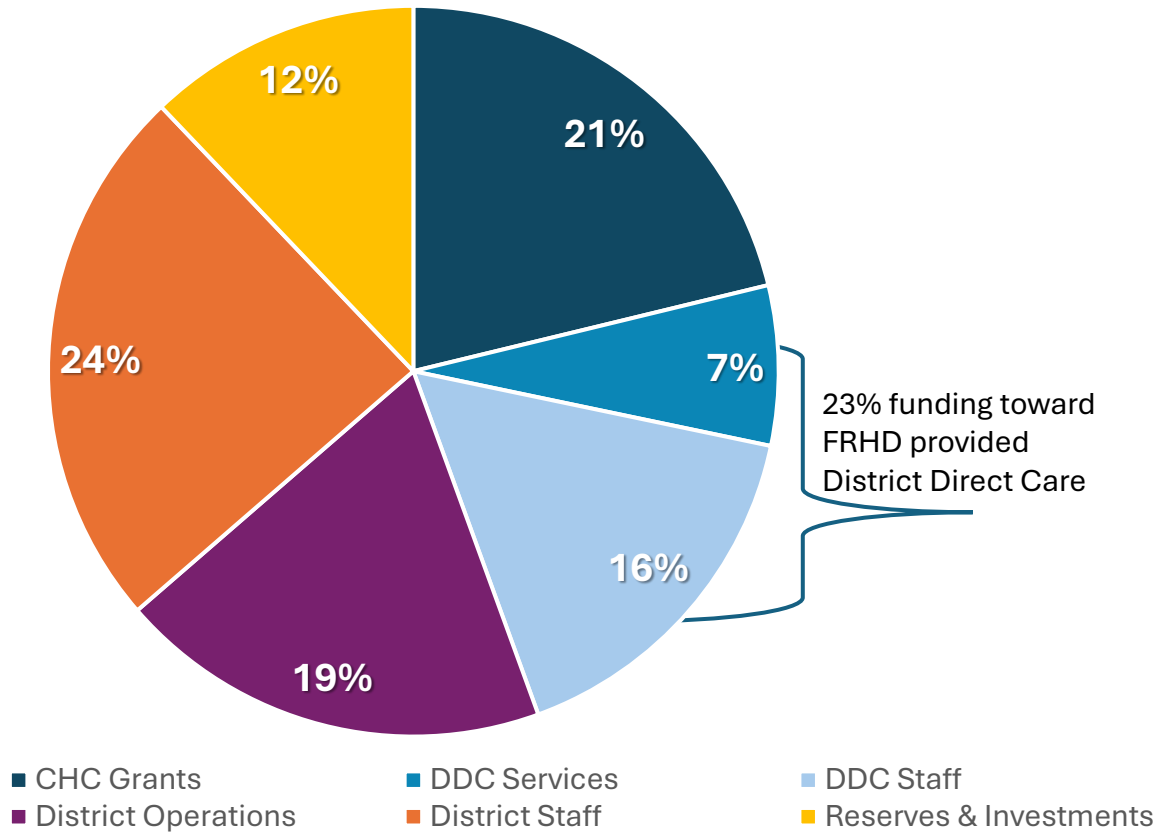
Property Tax Revenue = \$2,511,314
 \$373,272.36 (15%) District operations
 \$728,608.85 (29%) District Staff: 12% DDC & 17% Operations
 \$655,733.68 (26%) Grants
 \$57,269.71 (2%) DDC Services
 \$696,429.44 (28%) Reserves and investments

District Allocations of PT Revenue FY 24.25



Property Tax Revenue = \$2,661,924
 \$562,927.53 (21%) District operations
 \$955,035.48 (36%) District Staff: 14% DDC & 22% Operations
 \$716,477.56 (27%) Grants
 \$171,111.88 (6%) DDC Services
 \$256,372.05 (10%) Reserves and investments

District Allocations of PT Revenue PROJECTED - FY 25.26



PROJECTED – Based on FY25.26 Budget

Property Tax Revenue = \$2,894,708.45

\$543,165.40 (19%) District operations

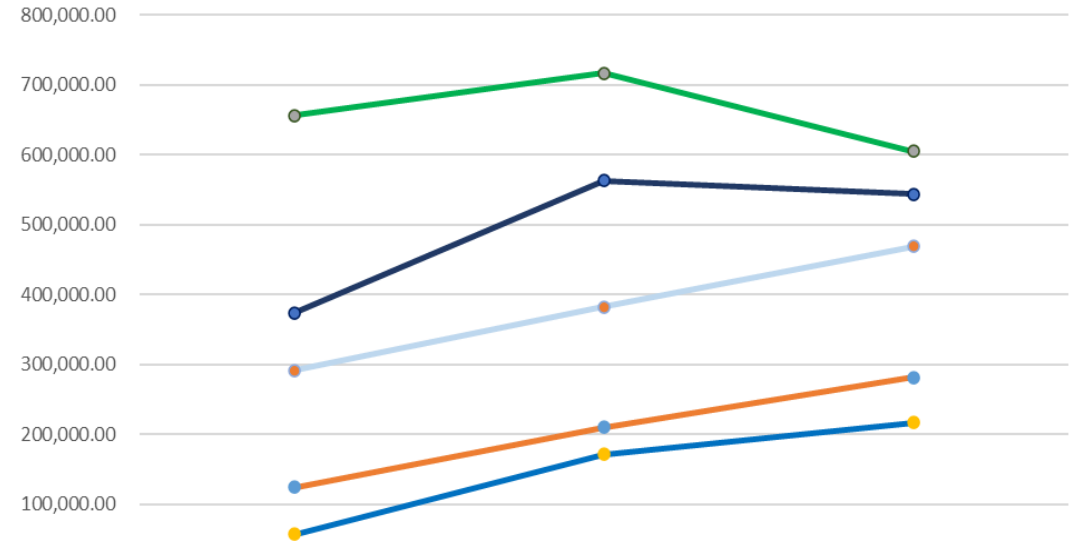
\$1,170,435.96 (40%) District Staff: 16% DDC & 24% Operations

\$604,995.79 (21%) Grants

\$171,111.88 (6%) DDC Services

\$256,372.05 (12%) Reserves and investments

Trend lines for Expenditures



	FY23.24	FY24.25	FY25.26
District operations	373,272.36	562,927.53	\$543,165.40
Grants	655,733.68	716,477.56	604,995.79
DDC Services	57,269.71	171,111.88	216,140.00
<DDC Staff	291,443.54	382,014.192	468,174.39
District Staff	\$123,863.50	\$210,107.81	\$280,904.63



MPMC, Inc dba Classic Handyman Services

387 Magnolia Ave Ste 103 PMB 839, Corona, CA 92879
Office (951) 453-8945 • LIC # 1027514 DIR # 1000052016

COMPANY	Fallbrook Regional Health District	DATE	04/01/2026
ATTENTION	Theresa Geracitano/ Rachel Mason	QUOTE NUMBER	PM20250401
PROJECT	Option 2: Room 6 and single restrooms	VALID FOR	30 Days
PROJECT ADDRESS	Fallbrook	E-MAIL ADDRESS FAX NUMBER	pete@mpmc-inc.com
SUBJECT	General construction	TOTAL PAGES	2

General Scope of Work:

- Option 2 provides and installs all work for the Single restrooms as shown on plans and specs per the revised drawing attached.

Detailed Scope of Work:

- Demo restroom fixtures, partitions, tile, etc.
- Re-pipe water and waste for new plumbing fixtures.
- Adjust electrical switches and outlets, and HVAC grills, and confirm exhaust fans are working.
- Install new tile and plumbing fixtures. 2 water closets and 2 wall-hung lavatories
- Construct new walls as shown for the new hall and storage rooms.
- Install a wall between the restrooms and the new prep room.
- Paint room 6, storage, new hallway, prep room, and restrooms
- Install laminated flooring.
- Provide final clean-up.
- Provide close-out documents.
- All wages are to be paid per the current DIR prevailing wages.

Exclusions:

- All permits, fees, and bonds.
- Any exposed gutter drains and downspouts.

General construction	One Hundred and Ninety-Eight Thousand and Nine hundred Thirty-Four Dollars.	\$ 198,934.00
-----------------------------	--	----------------------

Acceptance of this proposal by Owner shall constitute acceptance of all terms and conditions herein and shall supersede any conflicting term(s) in any other past or future contract or project document. The Contractor's agreement herewith shall be evidenced by the Owner listing MPMC, Inc., dba Classic Handyman Services (CHS). in its bid documents or by permitting CHS to commence work on the project.

MPMC will be paid monthly progress payments on or before the 15th of each month for the value of the work completed plus the total of materials and equipment stored on site. Final payment shall be due 30 days after the work described in the proposal is substantially completed. MPMC shall have the right to stop working if any payment is not made in time and MPMC may keep the job idle until all payments due are received. In no such event will MPMC be held liable for costs incurred by the Owner due to filing stop notices by MPMC for Owner's failure to comply with these payment provisions.



MPMC, Inc dba Classic Handyman Services

387 Magnolia Ave Ste 103 PMB 839, Corona, CA 92879
Office (951) 453-8945 • LIC # 1027514 DIR # 1000052016

1. No back charges by, or claim of, the Owner for services performed by others, including Owners forces shall be valid against CHS unless agreed upon in writing by MPMC before the work is performed. This includes back charges for cleaning up.
2. MPMC will not be called upon to start work until sufficient areas are ready to ensure a continuous work sequence, which the proposal price is based upon. Contractor shall furnish all temporary site facilities, including suitable storage space, hoisting equipment, man-lifts, dumpsters, ample parking, temporary electrical, water, toilets, and security at no cost to MPMC.
3. Work called for herein is to be performed during MPMC's normal working hours. All work performed outside of such hours shall be the basis for a change order, charged at MPMC prevailing overtime rates. Proposal based on Davis-Bacon wages.
4. In the event of a price increase of materials, supplies, equipment, or energy greater than (10%) ten percent occurring between the expiration date of this proposal and the first day of performance of the specific work affected by the price increase, through no fault of MPMC, the amount owed CHS shall be equitably adjusted by change order to reflect the price increase. MPMC shall be entitled to such escalation of costs.
5. The Base bid price excludes all costs for permits or fees of any kind, and inspections.
6. This proposal excludes any drilling, blasting, boring, rock removal, dewatering of trenches and/or removal of spoils from project
7. This proposal is valid for 60 days and contingent upon acceptance of negotiated contract terms.

By signing below, I acknowledge that I am the legal owner, or a legal representative of the owner and I am authorized to sign this contract as an agent of the legal owner:

MPMC, Inc dba Classic Handyman Services. authorized representative:

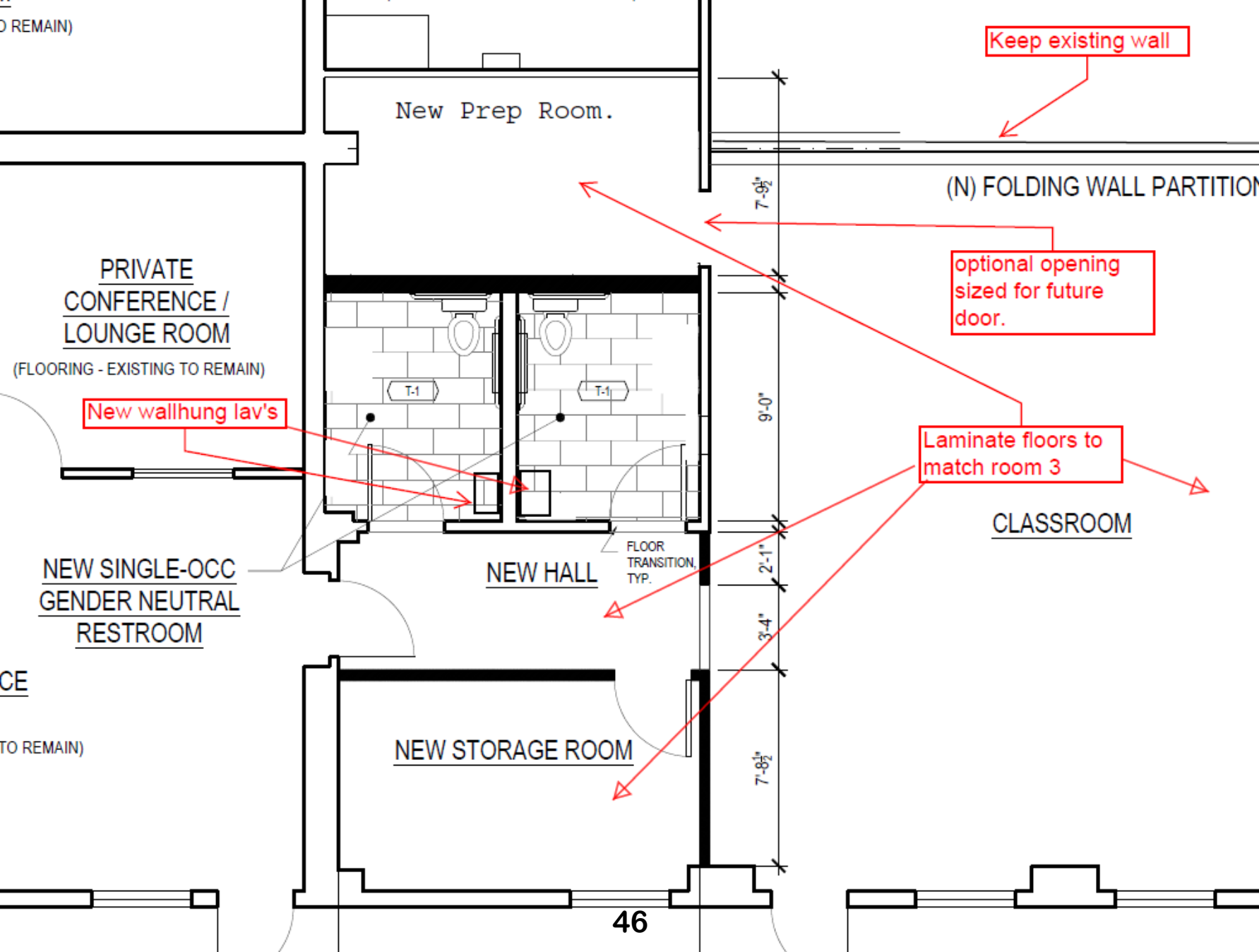
Date	Print Name	Title	Signature
03/31/2026	Peter Monteith	President	<i>Peter Monteith</i>

Thank you for the opportunity to submit this quotation for your review. We look forward to working with you on the above-specified project and to discussing this, and future projects, with you at your convenience.

Please feel free to contact me with any questions or comments you may have regarding this quotation.
Email- pete@mpmc-inc.com
Phone- (951) 453-8945.

Best Regards,

Peter Monteith



Keep existing wall

New Prep Room.

(N) FOLDING WALL PARTITION

PRIVATE CONFERENCE / LOUNGE ROOM

optional opening sized for future door.

(FLOORING - EXISTING TO REMAIN)

New wallhung lav's

Laminate floors to match room 3

NEW SINGLE-OCC GENDER NEUTRAL RESTROOM

NEW HALL

FLOOR TRANSITION, TYP.

CLASSROOM

NEW STORAGE ROOM

46