



Fallbrook Health Needs Assessment General Population



Community Health Needs Assessment **Conditions** Top 10 Morbidities

Population

Fallbrook Population

% Population

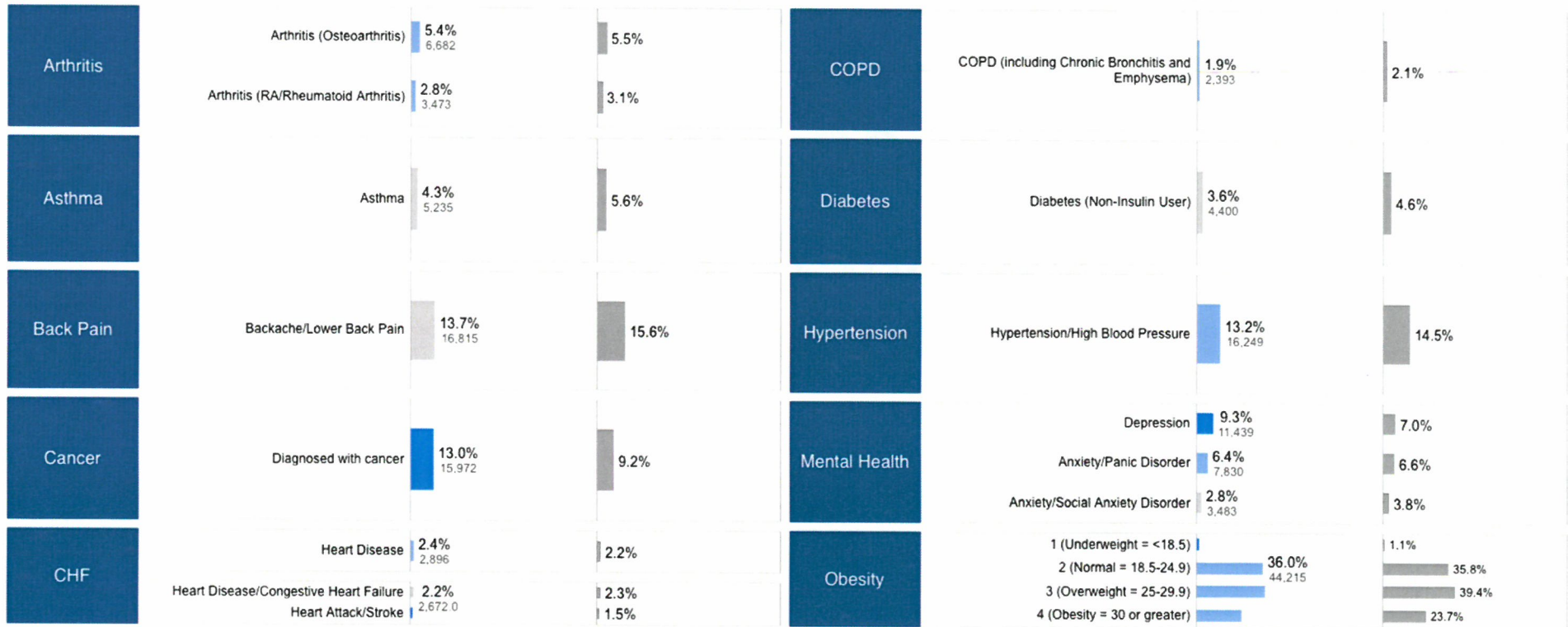
San Diego, CA

Market

San Diego, CA

% Population

San Diego, CA



Confidential & proprietary property of CentraForce, LLC, and/or Licensees. Sources: CentraForce, LLC, SIMMONS-Experian, Nielsen Scarborough MARS Healthcare Module & Alteryx. Copyright 2015, CentraForce, LLC. All Rights Reserved.

Compared to the DMA Population: [More Likely](#) [Equally Likely](#) [Less Likely](#)



Note: This reflects the top 10 most expensive chronic conditions and co-morbidities according to the AHA

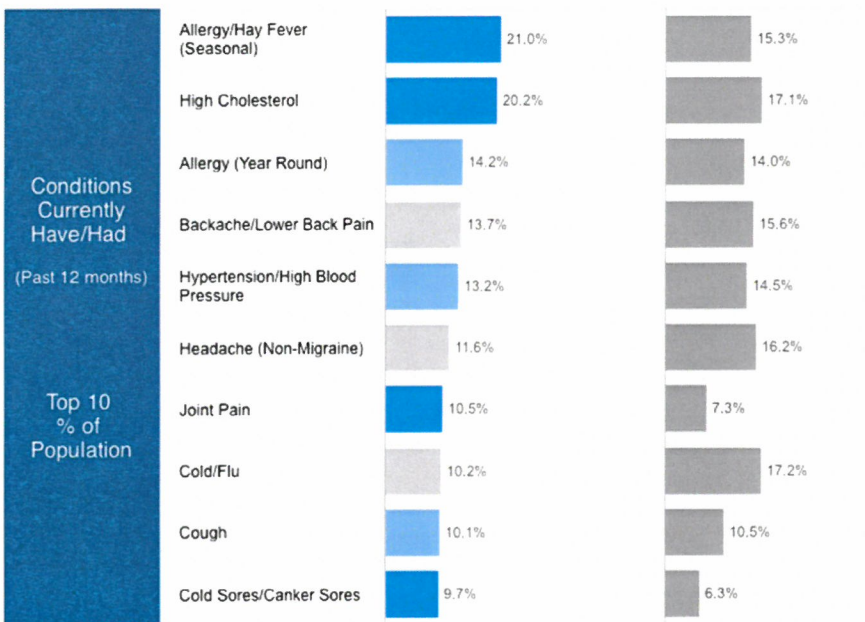
Confidential and proprietary property of Centraforce, LLC., Client, and/or its Licensees. Principal Source: Centraforce, LLC. Contributing sources: Client, Experian SIMMONS, NIELSEN, Alteryx and other permitted or licensed as applicable. Copyright 2015, CentraForce, LLC. All Rights Reserved.



Currently Have/Had

Popula...

% Population San Diego, CA



High Index
Much more likely than the San Diego DMA Population

Conditions Currently Have/Had
(past 12 months)

Low Index
Much less likely than the San Diego DMA Population

Condition	Index	% Population
Blood Clots in the Legs (DVT)	230	1.1%
Overactive Bladder	221	4.9%
Athlete's Foot	168	4.8%
Cold Sores/Canker Sores	155	9.7%
Irritable Bowel Syndrome (IBS)	154	2.9%
Diabetes (Insulin User)	153	1.8%
Nail Fungus	149	7.1%
Joint Pain	144	10.5%
Allergy/Hay Fever (Seasonal)	137	21.0%
Depression	132	9.3%
Acid Reflux/GERD	63	6.2%
Body Ache	63	3.6%
Migraine Headache	61	3.3%
Sinus Congestion/Sinus Headache	60	7.7%
Cold/Flu	59	10.2%
Heartburn/Indigestion	58	4.5%
Menstrual Cramps/Pain	51	2.7%
Osteoporosis	49	1.3%
Constipation/Irregularity	33	1.7%
Gas	24	1.2%

Confidential & proprietary property of CentraForce, LLC, and/or its Licensors. Sources: CentraForce, LLC, SIMMONS Experian, Nielsen Scarborough MARS Healthcare Module & Alteryx. Copyright 2015, CentraForce, LLC. All Rights Reserved.

Compared to the DMA Population: [More Likely](#) [Equally Likely](#) [Less Likely](#)





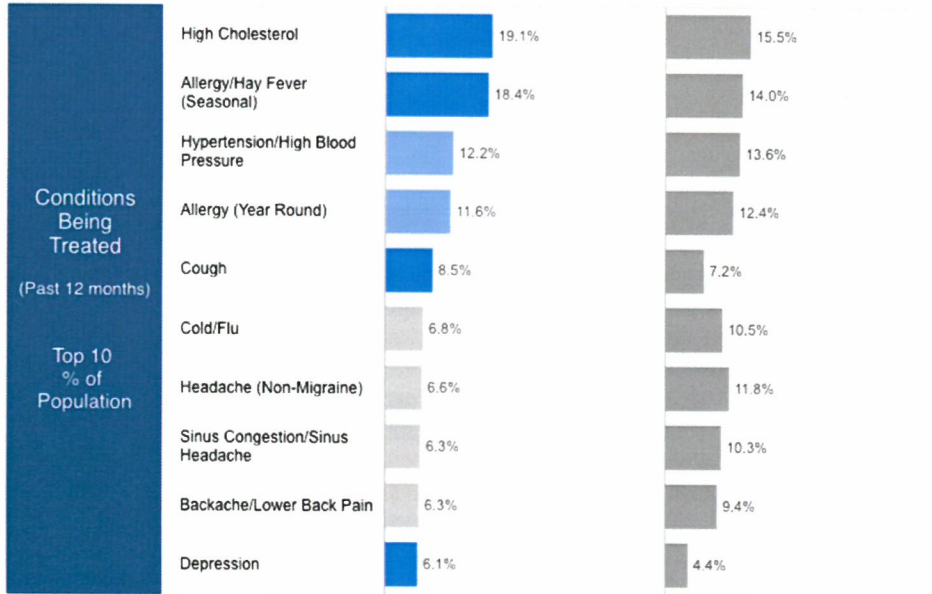
Conditions Being Treated

Population

Fallbrook Population

% Population

San Diego, CA



	Index	% Population	
High Index Much more likely than the San Diego DMA Population	Overactive Bladder	339	1.6%
	Blood Clots in the Legs (DVT)	266	1.1%
	Nail Fungus	169	5.1%
	Arthritis (RA/Rheumatoid Arthritis)	165	2.8%
	Athlete's Foot	163	3.9%
	Diabetes (Insulin User)	160	1.8%
	Depression	139	6.1%
	Tired/Run Down Feeling	135	1.6%
	Allergy/Hay Fever (Seasonal)	132	18.4%
	Cold Sores/Canker Sores	130	4.9%
Conditions Being Treated (past 12 months)	Acid Reflux/GERD	63	6.2%
	Body Ache	63	3.6%
	Migraine Headache	61	3.3%
	Sinus Congestion/Sinus Headache	60	7.7%
	Cold/Flu	59	10.2%
	Heartburn/Indigestion	58	4.5%
	Menstrual Cramps/Pain	51	2.7%
	Osteoporosis	49	1.3%
	Constipation/Irregularity	33	1.7%
	Gas	24	1.2%
Low Index Much less likely than the San Diego DMA Population			

Confidential & proprietary property of CentraForce, LLC, and/or its Licensors. Sources: CentraForce, LLC, SIMMONS Experian, Nielsen Scarborough MARS Healthcare Module & Alteryx. Copyright 2015, CentraForce, LLC. All Rights Reserved.

Compared to the DMA Population: [More Likely](#) [Equally Likely](#) [Less Likely](#)





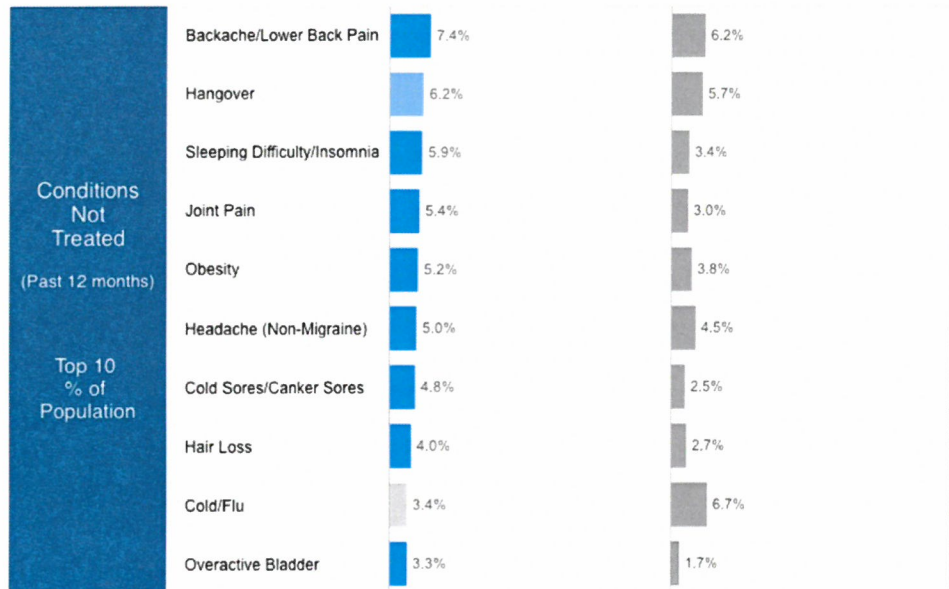
Conditions Not Treated

Population

Fallbrook Population

% Population

San Diego, CA



Confidential & proprietary property of CentraForce, LLC, and/or Licenses. Source: CentraForce, LLC, SIMMONS Experian, Nielsen Scarborough MARS Healthcare Module & Altexx. Copyright 2015, CentraForce, LLC. All Rights Reserved.

High Index
Much more likely than the San Diego DMA Population

Conditions Not Treated
(past 12 months)

Low Index
Much less likely than the San Diego DMA Population

	Index	% Population
Cold Sores/Canker Sores	193	4.8%
Allergy/Hay Fever (Seasonal)	191	2.6%
Overactive Bladder	188	3.3%
Joint Pain	178	5.4%
Sleeping Difficulty/Insomnia	172	5.9%
Dry Skin/Eczema	171	2.0%
Allergy (Year Round)	161	2.6%
Hair Loss	147	4.0%
Obesity	135	5.2%
Anxiety/Panic Disorder	134	2.9%
Arthritis (Osteoarthritis)	84	2.6%
Muscle Pain	82	2.3%
Heartburn/Indigestion	78	1.7%
Osteoporosis	61	0.7%
Sinus Congestion/Sinus Headache	55	1.4%
Erectile Difficulty	54	0.9%
Tired/Run Down Feeling	54	2.5%
Cold/Flu	51	3.4%
Cough	47	1.6%
Menstrual Cramps/Pain	45	0.8%

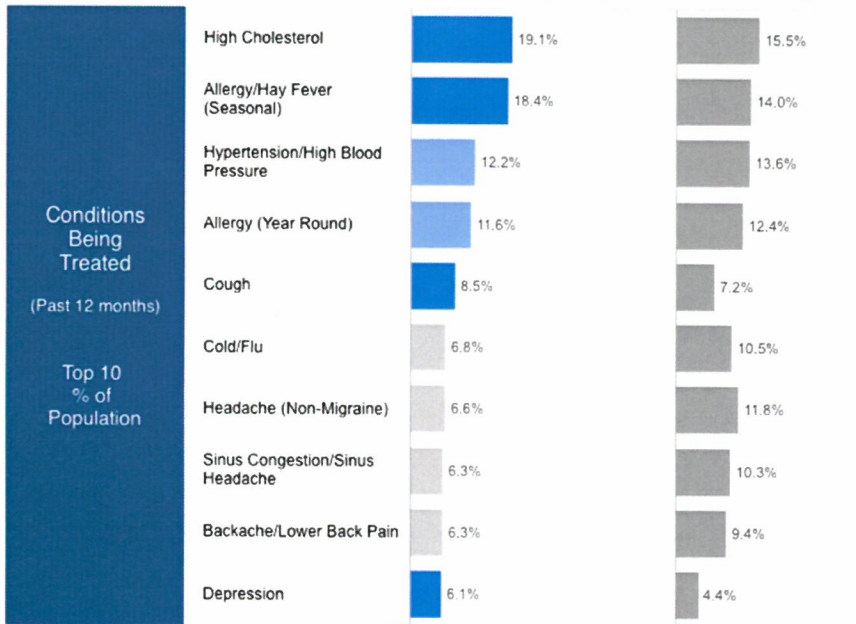
Compared to the DMA Population: **More Likely** Equally Likely Less Likely





Medications

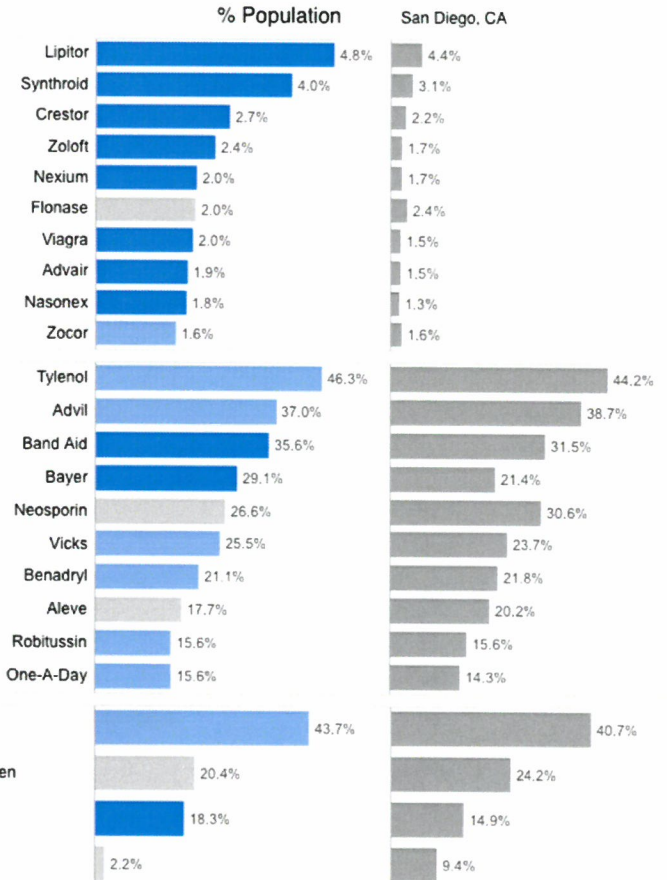
Popula... Fallbrook Population



RX Brands
Last 12 Months

OTC Brands
Last 12 Months

Frequency take
RX and Non-RX



Compared to the DMA Population: More Likely Equally Likely Less Likely



Confidential & proprietary property of CentraForce, LLC, and its licensees. Sources: CentraForce, LLC, SIMMONS Experian, Nielsen, MARS & Albany. Copyright 2015, CentraForce, LLC. All Rights Reserved. For demonstration purposes only.

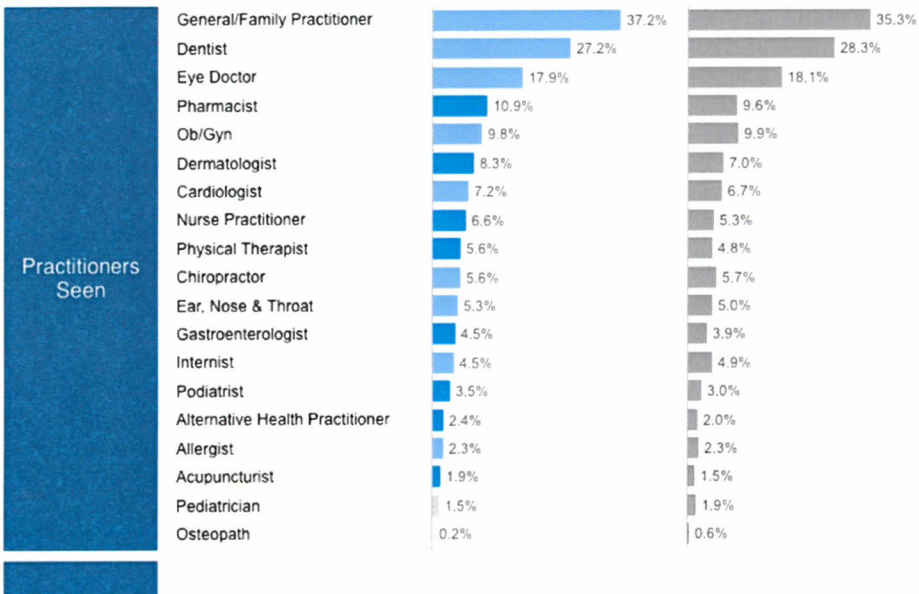


Care Utilization

Population

Fallbrook Population

% Population San Diego, CA



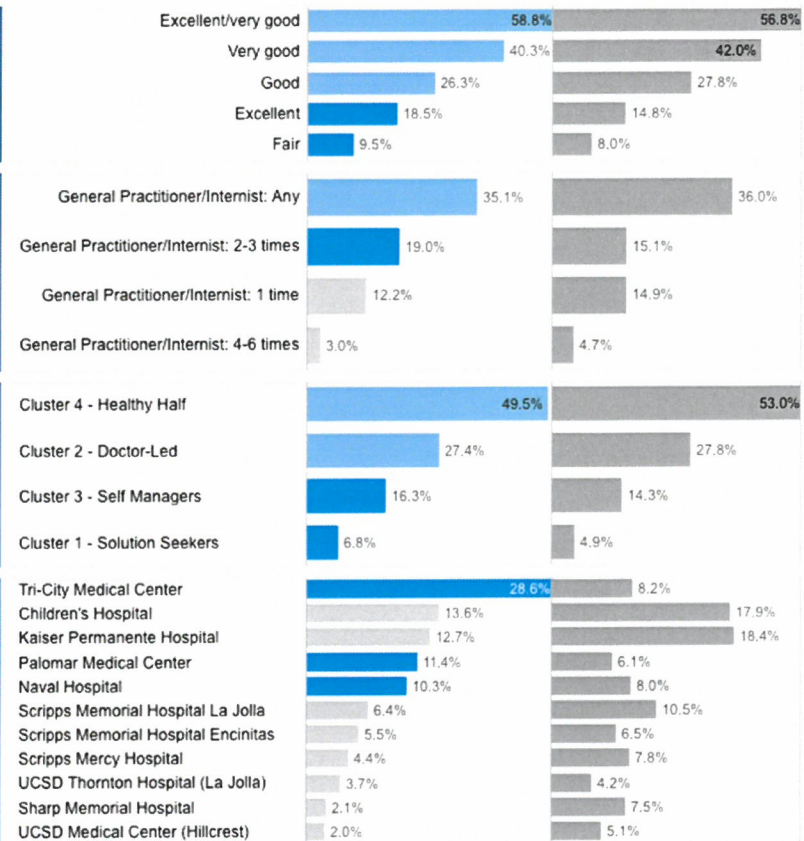
Describe Relationship with Primary Care Physician

of Times Used General Practitioner

Segments

Hospitals Used (Household - past 3 years)

% Population San Diego, CA



Confidential & proprietary property of CentraForce, LLC, and/or its Licensors. Sources: CentraForce, LLC, SIMMONS Experian, Nielsen Scarborough MARS Healthcare Module & Alteryx. Copyright 2015, CentraForce, LLC. All Rights Reserved.

Compared to the DMA Population: **More Likely** Equally Likely Less Likely

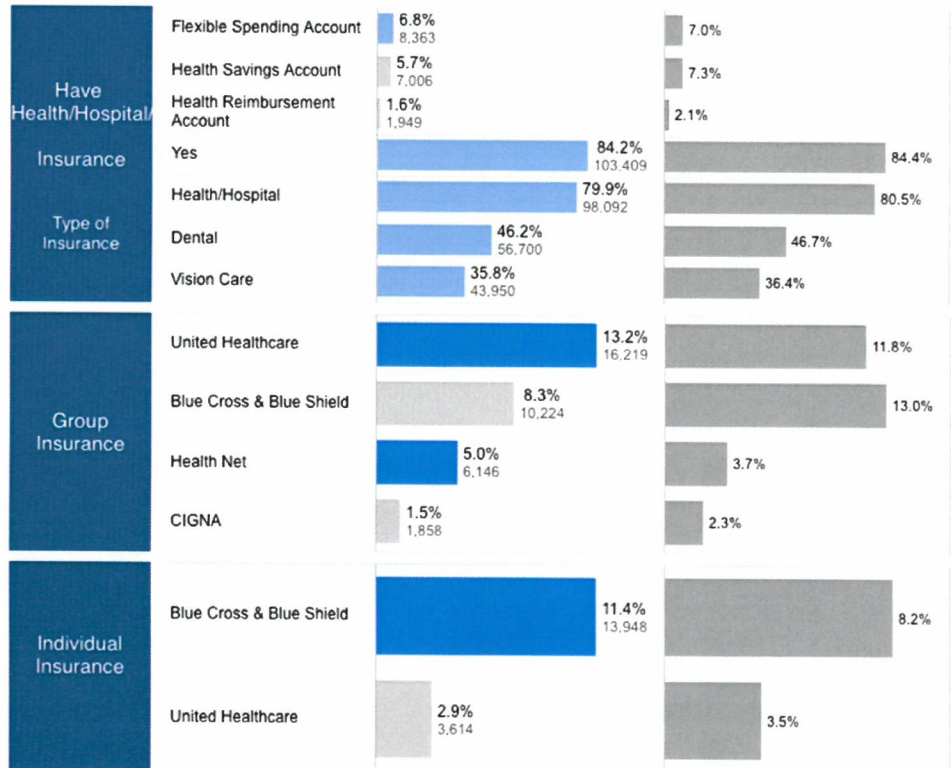
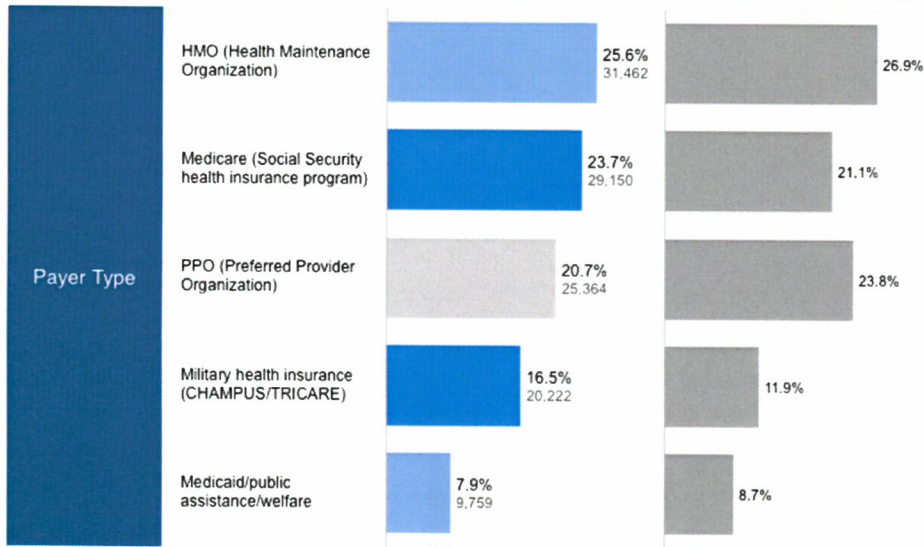




Health Insurance

Audience

Fallbrook Population



Confidential & proprietary property of CentraForce, LLC, and/or Licensors. Sources: CentraForce, LLC, SIMMONS Experian, Nielsen Scarborough MARS Healthcare Module & Alteryx. Copyright 2015, CentraForce, LLC. All Rights Reserved.

Compared to the DMA Population: **More Likely** Equally Likely Less Likely





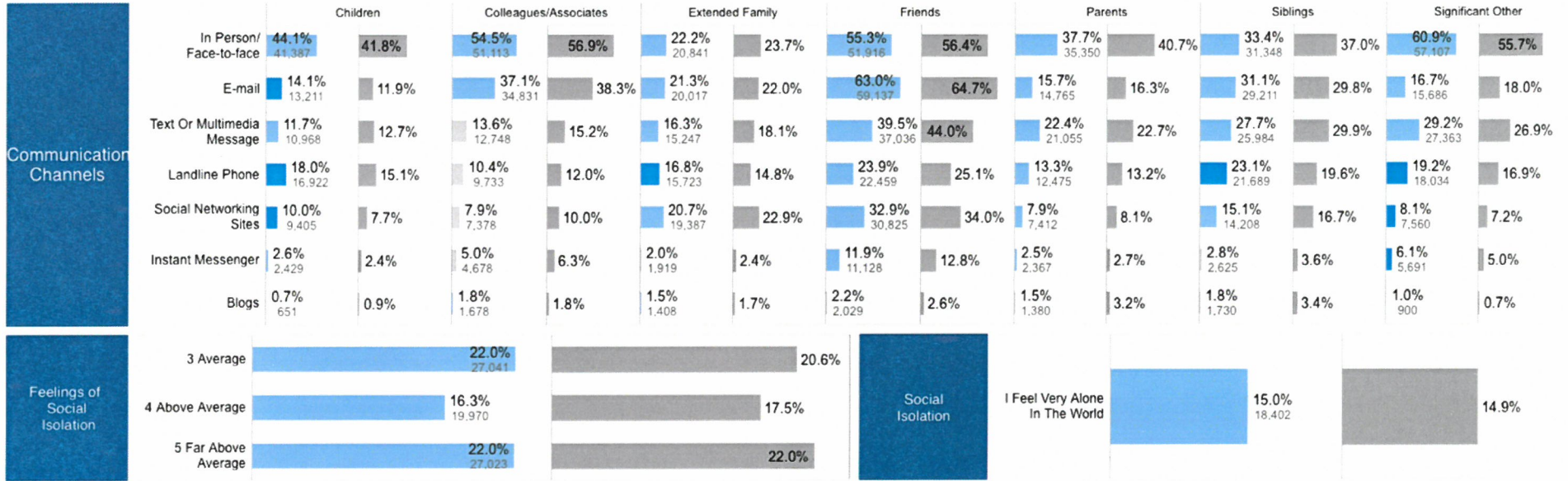
Social Isolation

Audience

Fallbrook Population

% Population

San Diego, CA



Confidential & proprietary property of CentraForce, LLC, and/or its Licensors. Sources: CentraForce, LLC, SIMMONS Experian, Nielsen, MARS & Alteryx. Copyright 2015, CentraForce, LLC. All Rights Reserved. For demonstration purposes only.

Compared to the DMA Population: **More Likely** Equally Likely Less Likely

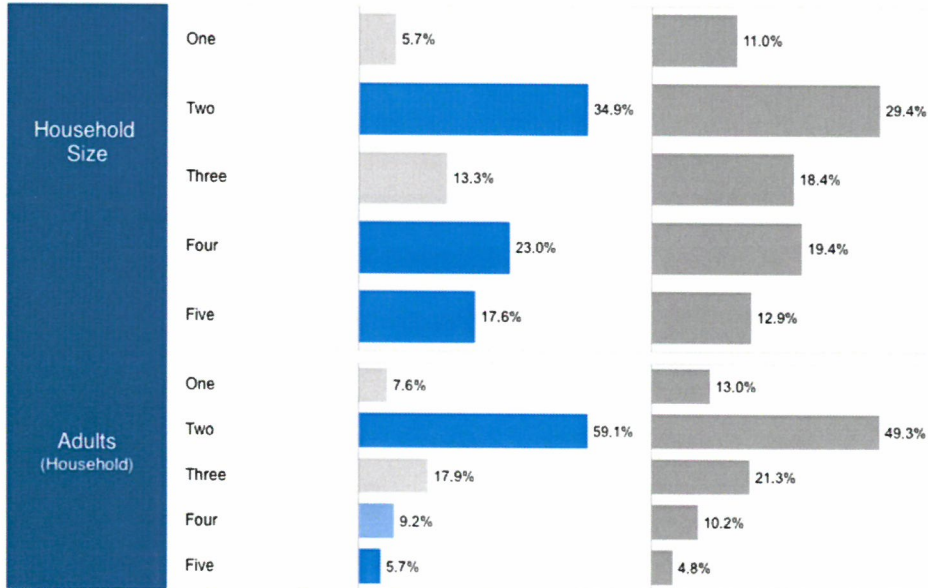




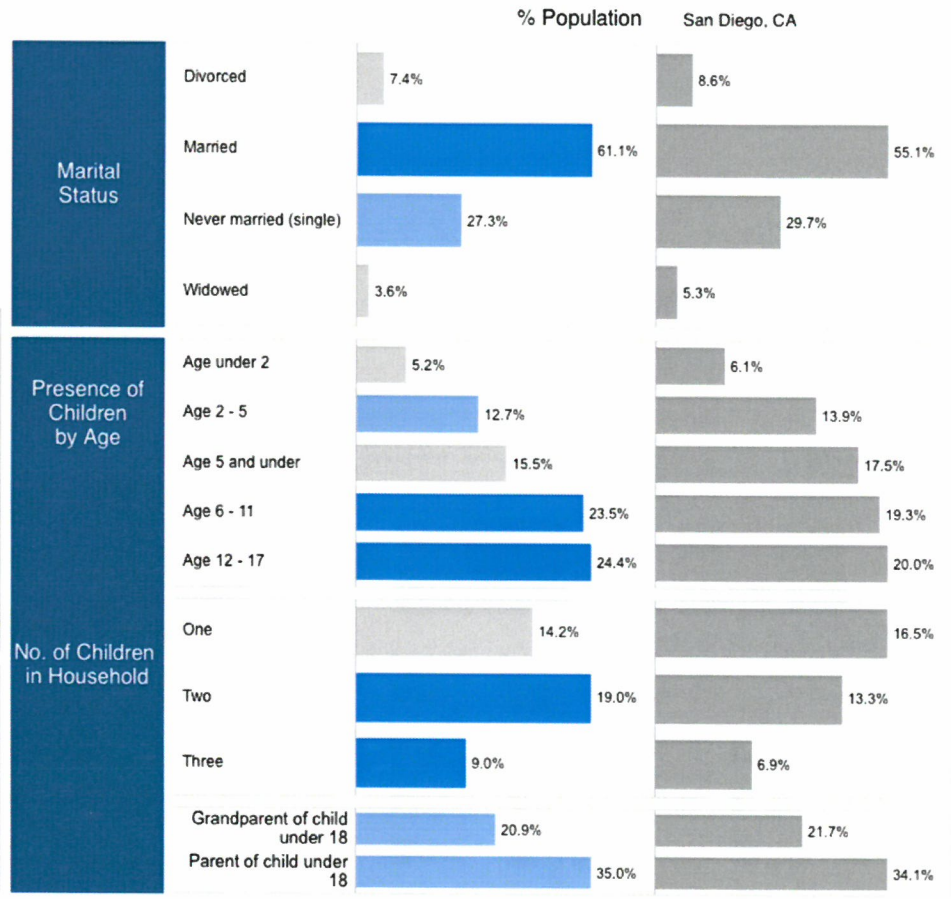
Household Composition

Audience

Fallbrook Population



Confidential & proprietary property of CentraForce, LLC, and/or Licensors. Sources: CentraForce, LLC, SIMMONS Experian, Nielsen Scarborough MARS Healthcare Module & Alteryx. Copyright 2015, CentraForce, LLC. All Rights Reserved.



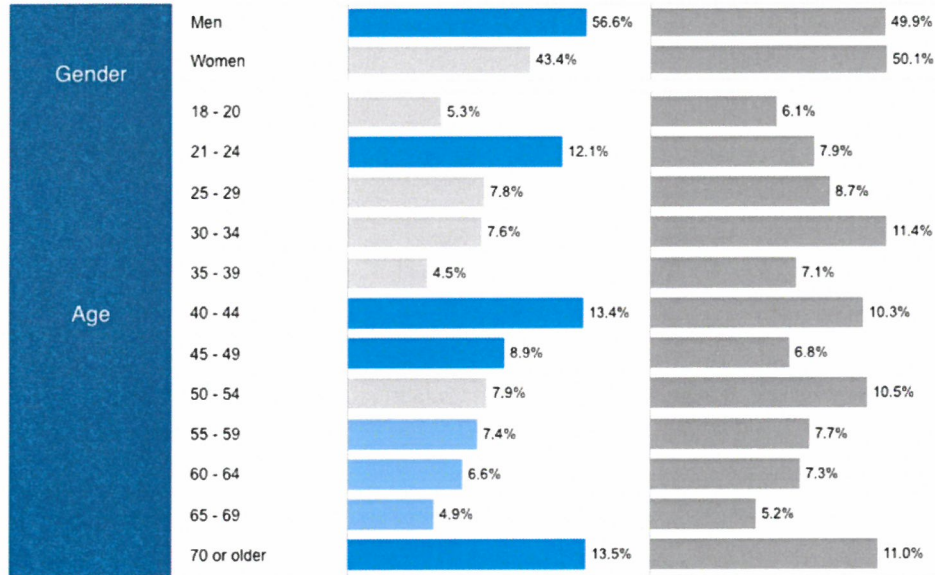
Compared to the DMA Population: **More Likely** **Equally Likely** **Less Likely**



Gender, Age, Education

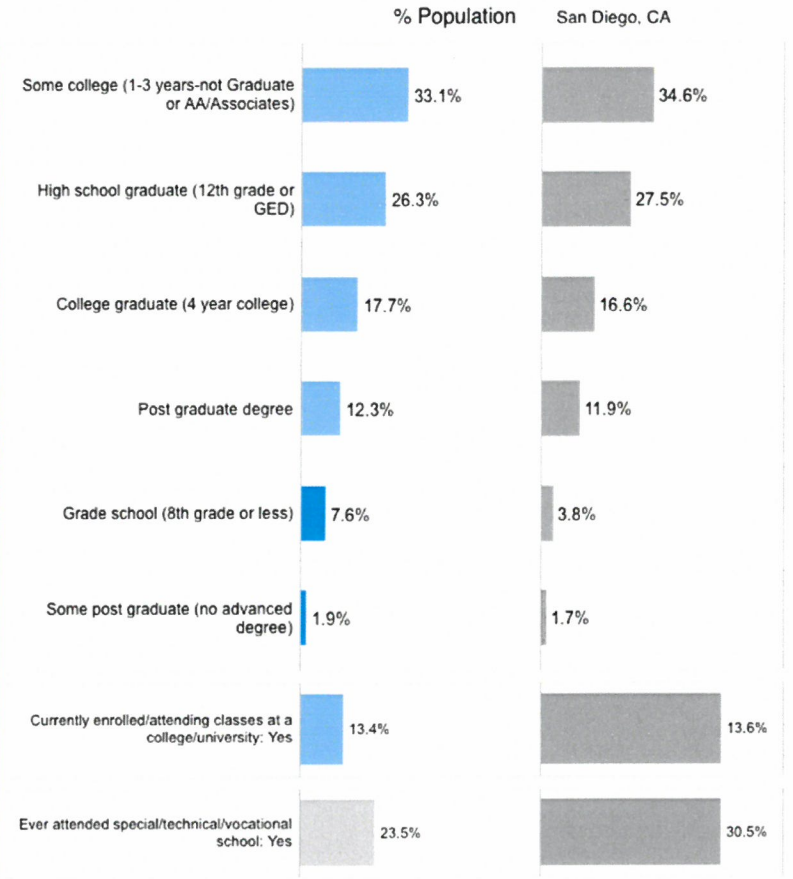
Population

Fallbrook Population



Confidential & proprietary property of CentraForce, LLC, and/or Licensors. Sources: CentraForce, LLC, SIMMONS Experian, Nielsen Scarborough MARS Healthcare Module & Alteryx. Copyright 2015, CentraForce, LLC. All Rights Reserved.

Education



Compared to the DMA Population: **More Likely** Equally Likely Less Likely

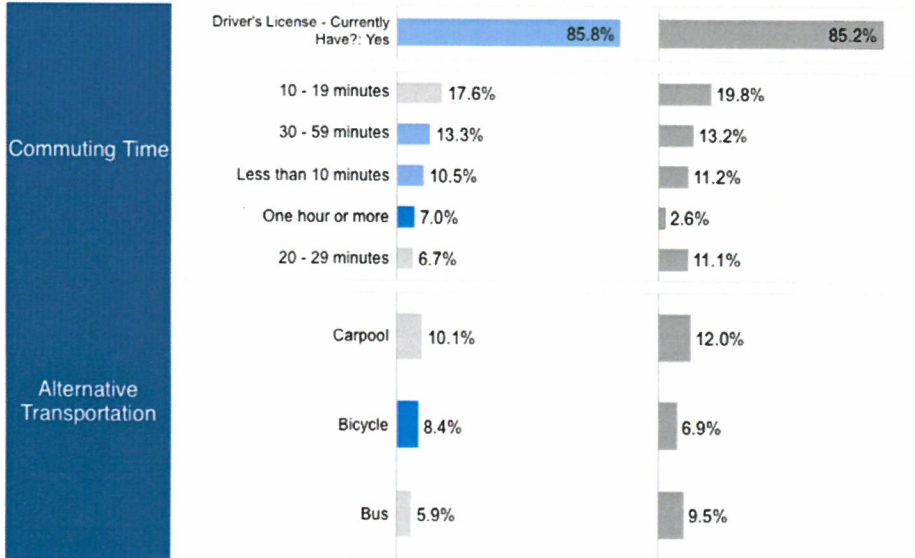


Transportation

Population

Fallbrook Population

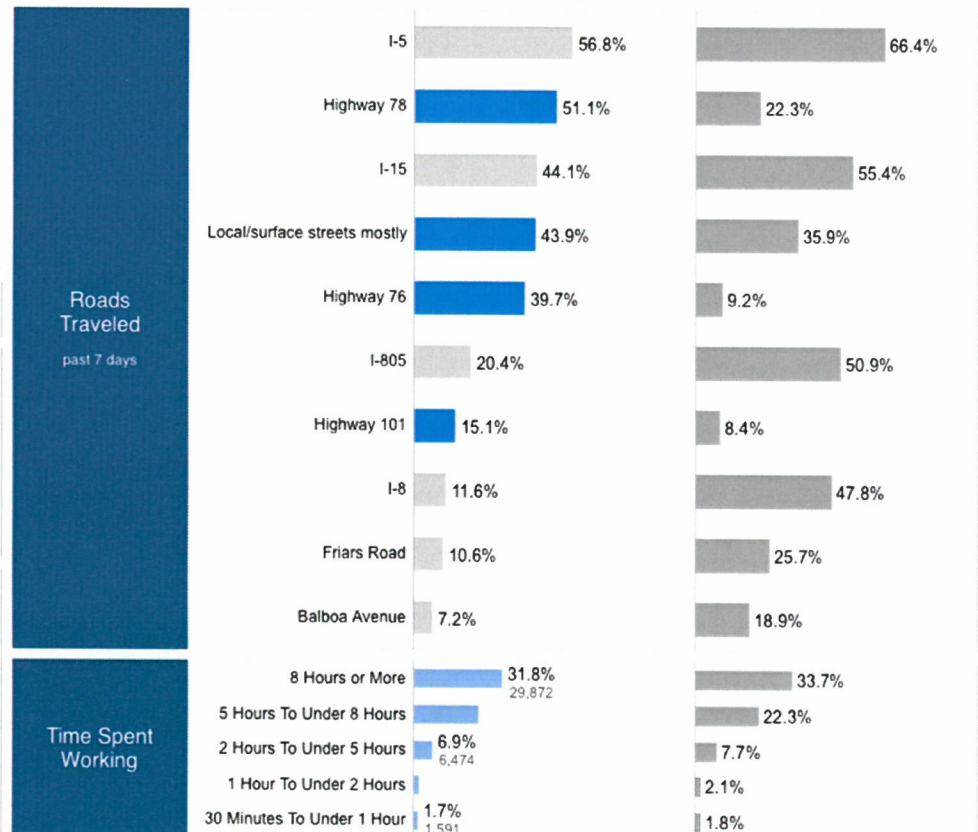
% Population San Diego, CA



Market

San Diego, CA

% Population San Diego, CA



Confidential & proprietary property of CentraForce, LLC, and/or its Licenses. Sources: CentraForce, LLC, SIMMONS-Experian, Nielsen Scarborough MARS Healthcare Module & Alteryx. Copyright 2015, CentraForce, LLC. All Rights Reserved.

Compared to the DMA Population: **More Likely** Equally Likely Less Likely



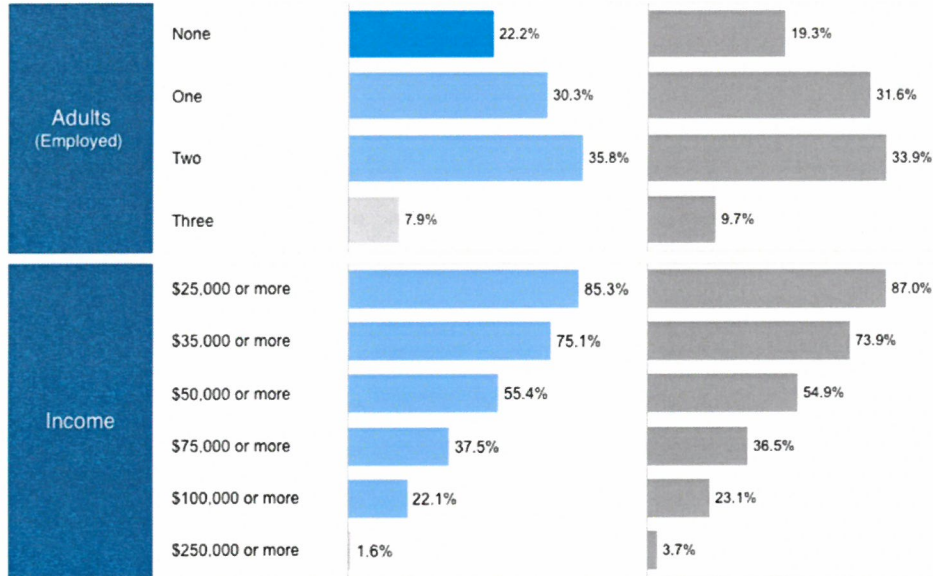


Employment

Audience

Fallbrook Population

% Population San Diego, CA

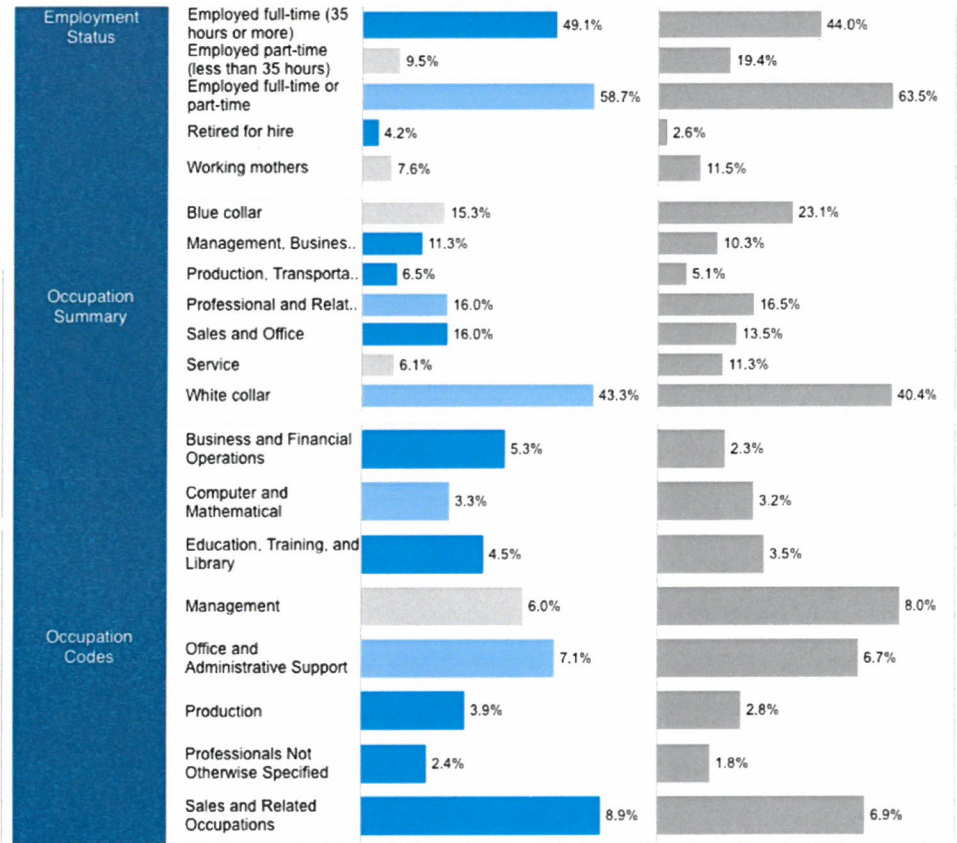


Confidential & proprietary property of CentraForce, LLC, and/or Licensors. Sources: CentraForce, LLC, SIMMONS Experian, Nielsen Scarborough MARS Healthcare Module & Alteryx. Copyright 2015, CentraForce, LLC. All Rights Reserved.

Market

San Diego, CA

% Population San Diego, CA



Compared to the DMA Population: **More Likely** Equally Likely Less Likely





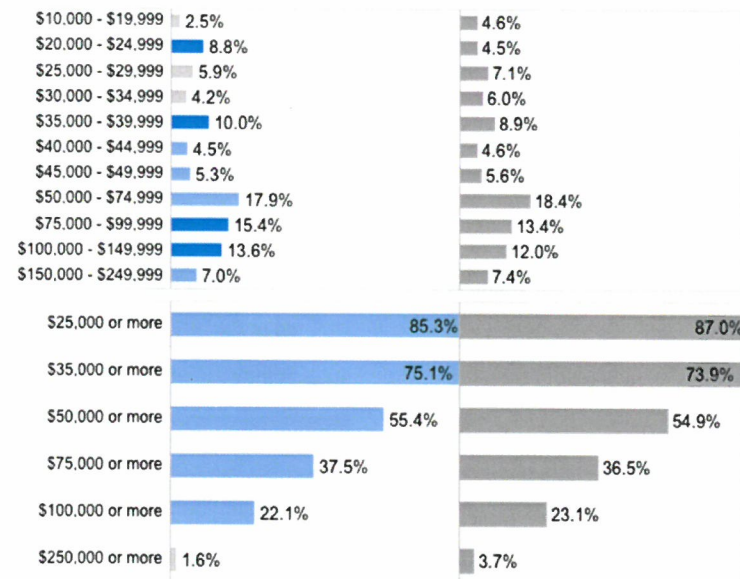
Financial

Population

Fallbrook Population

% Population San Diego, CA

Income Household

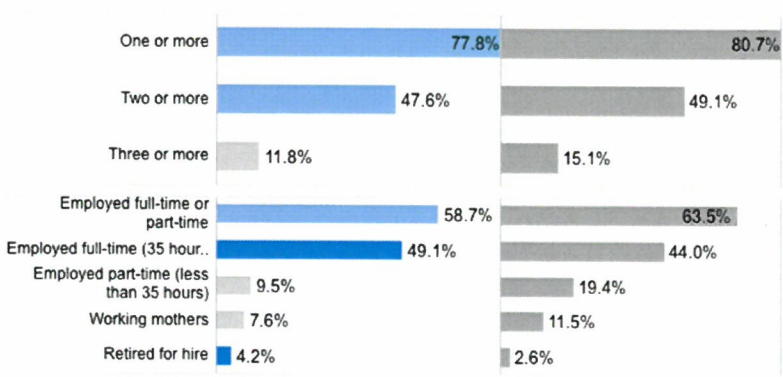


Market


San Diego, CA

% Population San Diego, CA

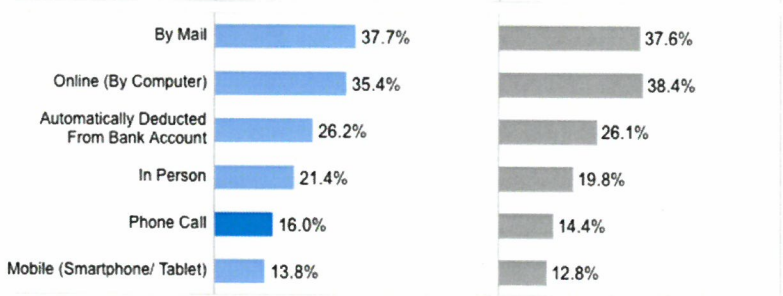
Employed in Household



Credit Card Payment monthly



Bill Payment



Confidential & proprietary property of CentraForce, LLC, and/or its Licensors. Sources: CentraForce, LLC, SIMMONS Experian, Nielsen Scarborough MARS Healthcare Module & Alteryx. Copyright 2015, CentraForce, LLC. All Rights Reserved. For demonstration purposes only.

Compared to the DMA Population: **More Likely** Equally Likely Less Likely



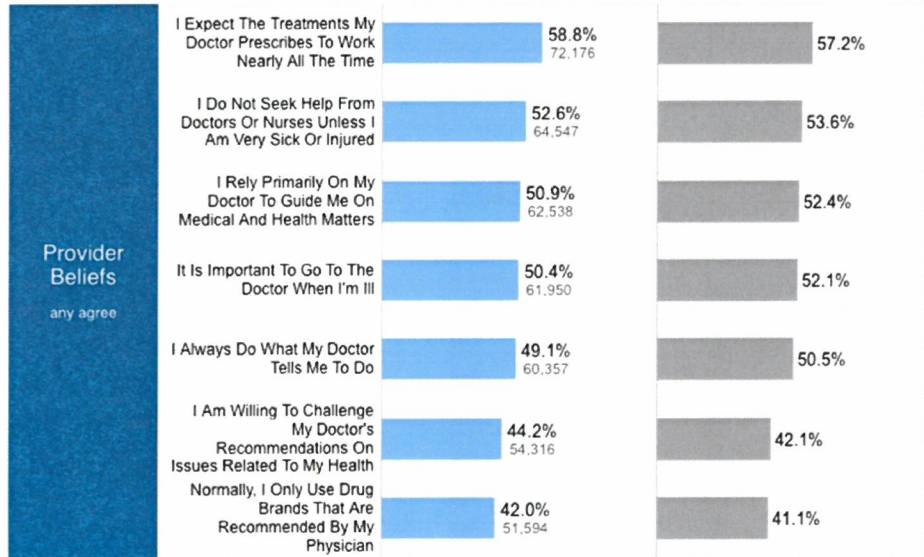


Health Attitudes

Population

Fallbrook Population

% Population San Diego, CA

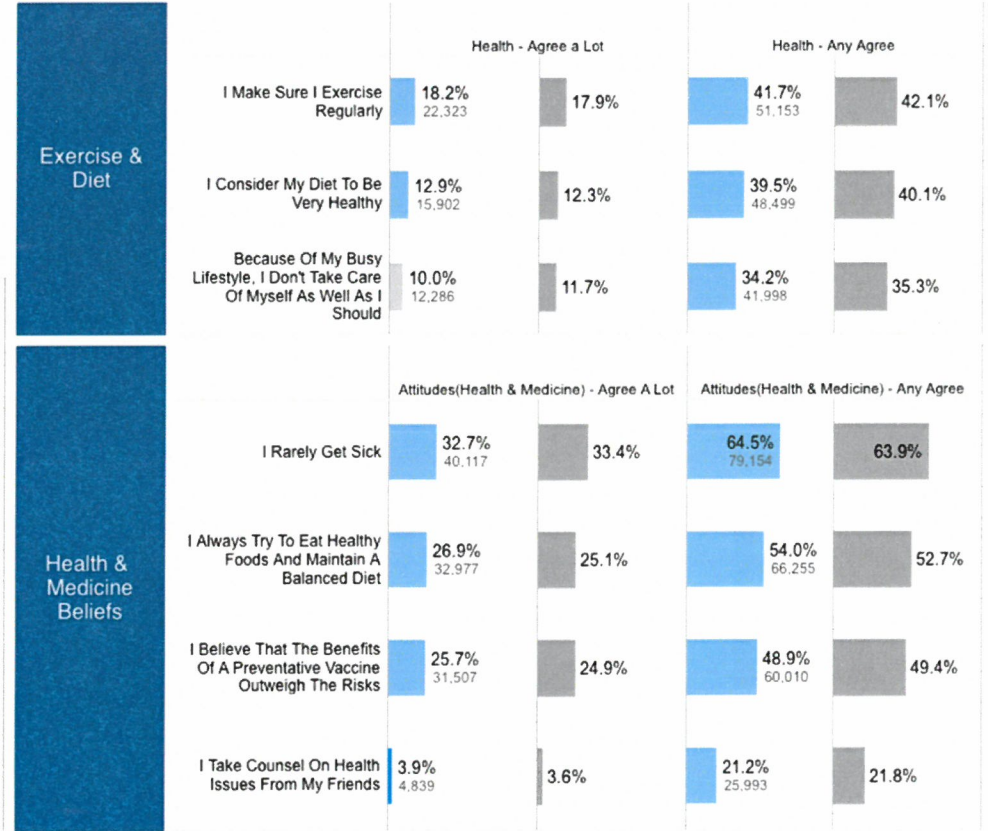


Provider Beliefs
any agree

Market

San Diego, CA

% Population / San Diego, CA % Population / San Diego, CA



Confidential & proprietary property of CentraForce, LLC, and/or Licensors. Sources: CentraForce, LLC, SIMMONS Experian, Nielsen Scarborough MARS Healthcare Module & Alteryx. Copyright 2015, CentraForce, LLC. All Rights Reserved. For demonstration purposes only.

Compared to the DMA Population: **More Likely** Equally Likely Less Likely

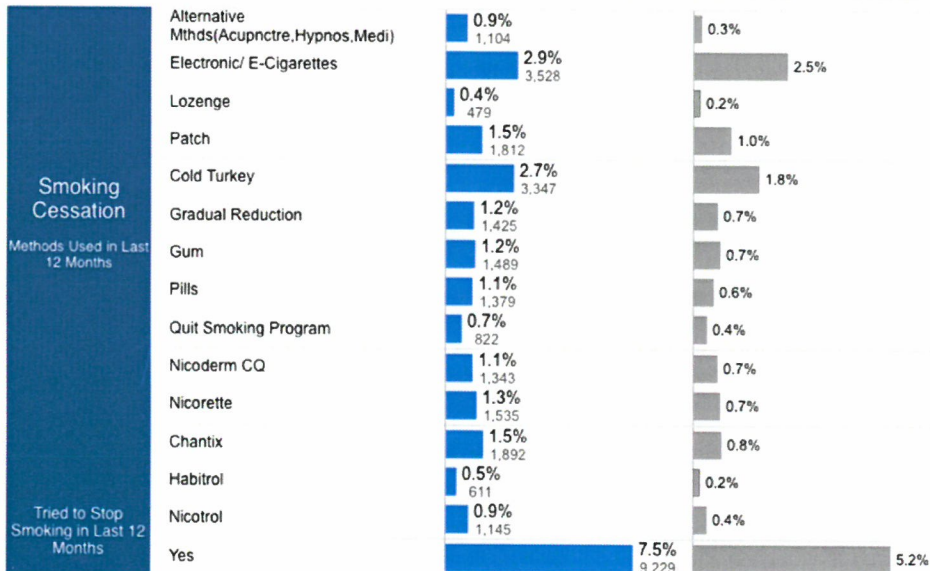




Smoking

Audience

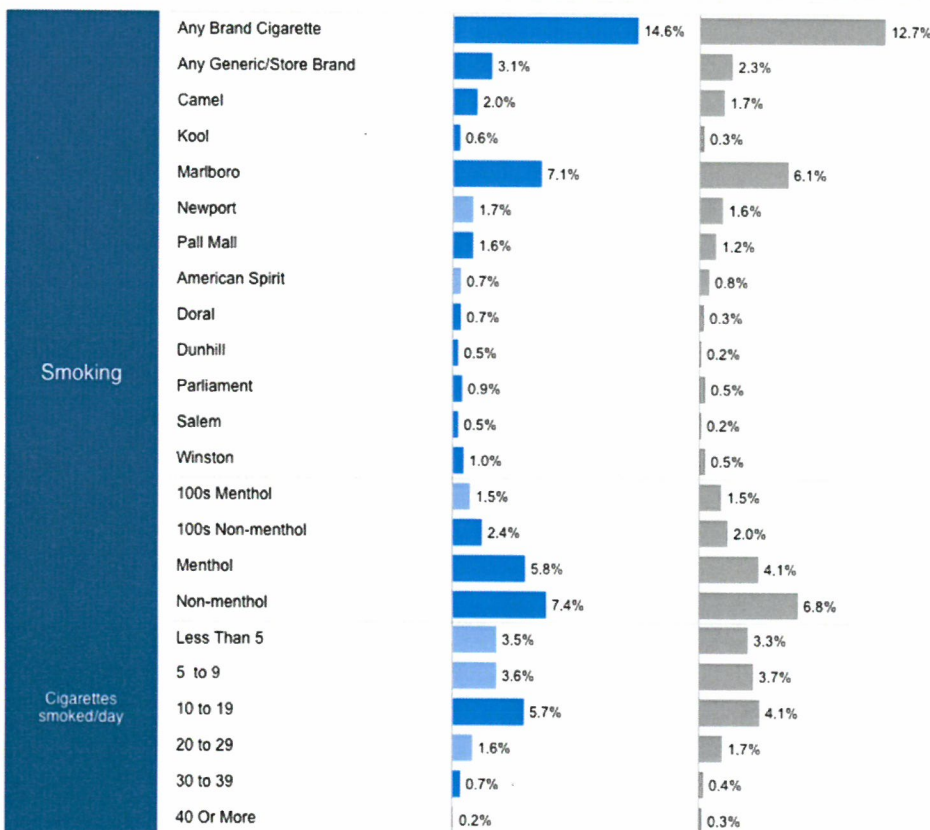
Fallbrook Population



Market

San Diego, CA

% Population San Diego, CA



Confidential & proprietary property of CentraForce, LLC, and/or its Licensors. Sources: CentraForce, LLC, SIMMONS Experian, Nielsen Scarborough MARS Healthcare Module & Alteryx. Copyright 2015, CentraForce, LLC. All Rights Reserved. For demonstration purposes only.

Compared to the DMA Population: **More Likely** Equally Likely Less Likely

