

Maureen Sullivan

maureens@bgcnorthcounty.org

Submission Date Feb 29, 2024 12:39 PM

Tax Exempt Status **YES**

Service Area **Bonsall De Luz Fallbrook Rainbow**

Will no less than 80% of the program recipients live within the communities of Fallbrook, Rainbow, Bonsall or De Luz? **YES**


Collaborative/Joint Application **NO**

Organization Information	Legal Name	DBA (if Applicable)
	Boys & Girls Clubs of North County	Boys & Girls Clubs of North County

Contact Information	Contact Name	Title
	Maureen Sullivan	VP of Development
	Primary Contact Phone	Email Address
	760-728-5871	maureens@bgcnorthcounty.org

Organization Physical Address 445 E Ivy St
Fallbrook, CA, 92028


Board of Directors



Board List with affiliations 2023-24.pdf

87.69 KB

Financial Documents - Audit



Audit 2020-21.pdf

517.08 KB

Financial Documents - P&L and Balance Sheet



Fiscal Year End P&L and Balance Sheet.pdf

112.59 KB

Financial Documents - 990



990 2021.pdf

2.95 MB

Organization's Mission Statement

To enable young people, especially those who need us most, to reach their full potential as productive, caring, responsible citizens.

Organization's Vision Statement

To provide a world-class Club experience that assures success is within reach of every young person who enters our doors, with all members on track to graduate from high school with a plan for the future, demonstrating good character and citizenship and living a healthy lifestyle.

Organization History & Accomplishments

Boys & Girls Clubs of North County was established in the Fallbrook community in 1962. In our 62-year history, we have grown from a single site to now serving over 2,500 youth in Fallbrook, Bonsall, Rainbow, and Deluz. Boys & Girls Clubs of North County is a member organization of Boys & Girls Clubs of America, a federation, which provides technical assistance, training, program development, and other resources, along with standards for member organizations. Boys & Girls Clubs of North County began as the Boys Club of Fallbrook and later changed its name to better reflect the population and communities we serve. Programs were operated out of our clubhouse on Ivy Street until expansion began in 2005. Four new sites were added on school grounds in collaboration with Fallbrook Union Elementary School District. In 2015 we opened a site at Mae Ellis Elementary and added another at La Paloma Elementary in 2017. In 2019 a site was established at Turnagain Ars apartments, in collaboration with Community Housing Works and Better World Foundation. In 2020 two sites were established at Camp Pendleton schools, May Fae Pendleton, and San Onofre. In 2021 we expanded our partnership with Palomar Family Counseling to include services at four of our school sites every week. In 2022 we expanded our partnership with FUESD by significantly increasing the number of youths we could serve at each site and adding a wider variety of program offerings, including specialized programs with outside vendors. In 2023 we expanded our partnership with the Vallecitos and Bonsall School District and serve each district with a wide variety of programs and services. Boys & Girls Clubs of North County has been recognized by BGCA with numerous awards for youth attendance, marketing, and board strength.

Program Name/Title

Triple Play

Brief Program Description

Developed by Boys & Girls Clubs of America, Triple Play: A Game Plan for the Mind, Body, and Soul is a proven health and wellness program. Its three components teach youth Healthy Habits, provide Daily Challenges to improve physical activity, and Social Recreation for social and emotional development.

Is this a new initiative/service or established program within your organization?

Established Program

Did this program receive FRHD CHC - Grant funding last funding cycle (FY 23.24).

YES

Describe the impact of the program to date. Briefly explain how the service/intervention has worked - include cumulative metrics from the Q1 and Q2 Impact reports.

Everyday components of the Triple Play Program are incorporated into Club activities positively impacting children’s physical and mental health. There were 1,180 participants in Q1 and,163 in Q2. On average approximately 90% of Q1 and Q2 participants were in the under 12 years old category with roughly 9% in the young adult category and 1% in the adult category. Between the two quarters, 88% of the participants were Low, Very Low, or Extremely Low for income limits. Participants are nearly half female and half male. 59% of Club members reported being physically active for at least 60 minutes 5 or more days a week on the 2023 **National Youth Outcomes Initiative** (NYOI) survey. Activities included soccer, kickball, soccer, and other team sports as well as recreational play all of which teach sportsmanship, social skills, and teamwork, and physical skills. Also, according to the NYOI survey, Club members reported eating more fresh fruits and vegetables with 47% reported eating 5 or more fruits and vegetables per day.

If this program was previously funded, please provide an example of how the District's funding of this program was acknowledged.



FRHD recognition 2023-24.pdf
211.53 KB

Funding Amount Being Requested

40489.54

Program Information - Type

Ongoing

Projected number of residents that will directly benefit (participant/client) from this program.

2500

Target Population - Age

	Percent of program participants	Estimated number of participants
Children (infants to 12)	90	1080
Young Adults (13-17)	10	120
Adults (18-60)	0	0
Seniors (60+)	0	0
We do not collect this data (indicate with 100%)*		

Target Population not collected - Age

n/a

Target Population - Gender

	Percent of program participants
Female	49
Male	51
Non-binary	
Unknown*	

*Target Population - Gender

n/a

Target Population - Income Level

	Percent of program participants
Extremely Low-Income Limits, ceiling of \$32,100	10
Very Low (50%) Income Limits, ceiling of \$53,500	50
Low (80%) Income Limits, ceiling of \$85,600	20
Higher Than Listed Limits	20
We do not collect this data (indicate with 100%)*	

*Target Population - Income Level

n/a

What language(s) can this program accommodate:

English Spanish

What demographic group does this program predominately serve:

Youth - other setting

Program/Services Description - Social Determinants of Health

Education Access & Quality (Early Childhood Education and Development, Enrollment in Higher Education, High School Graduation, Language and

Literacy)

Social & Community Context (Civic Participation, Discrimination, Incarceration, Social Cohesion)

Healthcare Access & Quality (Access to Health Care, Access to Primary Care, Health Literacy)

Neighborhood & Built Environment (Access to Foods that Support Healthy Eating Patterns, Crime and Violence, Environmental Conditions, Quality of Housing)

Social Determinants of Health -
Education Access and Quality

We will address the Education Access & Quality Social Determinant of Health by improving the language and literacy skills of our Club members by weaving language and literacy throughout our programs utilizing a social setting to reinforce and teach these skills rather than the classroom. This way the children learn language and literacy skills in a more comfortable environment and experience full immersion in the English language. We also specifically teach health and healthy habits as part of the Triple Play program, such as when the San Diego County Oral Health Program visits and holds interactive sessions on dental health and the importance of good dental hygiene. Another example is when our partners, the student nurses from Cal State San Marcos, lead breakout sessions on a variety of health topics such as skincare and sun protection, emphasizing the need to prevent sun exposure using sunscreen, hats, clothing, and shaded areas.

Social Determinants of Health -
Social and Community Context

One of the tenets of Boys & Girls Club's youth development strategy is social cohesion. The Club is committed to creating safe, inclusive spaces where every kid can reach their full potential and feel a sense of belonging. Our programs are designed to maximize opportunities for young people to acquire four basic "senses" which help them build self-esteem and grow into responsible citizens. These four "senses" are: 1. **A sense of competence** - Young people feel proud and confident when they acquire new skills and know they can do something and do it well. 2. **A sense of usefulness** - Young people know the satisfaction of doing something of value for others. 3. **A sense of belonging** - Young people know they are welcome and feel they fit in and are accepted. 4. **A sense of power and influence** - Young people know their opinions are heard and valued and that they can influence decisions. We will address the Social & Community Context Social Determinant of Health by teaching teamwork and participating in community service, partnering with Palomar Family Counseling to provide services and support to Club members, and playing team sports and participating in recreational activities teach our youth a sense of fairness, empathy, resiliency, and equity, as well as improves language and communication skills, and math skills are also utilized when scoring and playing sports. Social recreation is another powerful tool in addressing Social & Community Contexts. Youth are taught ethics and reinforced social skills while playing games.

Social Determinants of Health -
Healthcare Access and Quality

We will address the Healthcare Access & Quality Social Determinant of Health by implementing Healthy Habits, part of the Triple Play program. Healthy Habits is the "Mind" component of the Triple Play program. The Healthy Habits curriculum focuses on making choices that support a healthy eating pattern and physical wellness. This targeted program is made up of interactive practical activities that develop a young person's ability, confidence, and motivation to eat healthy for life. We also partner with local health organizations and refer Club families to these resources and with the partnership of the Cal State San Marcos student nurses providing health services during the summer. Health literacy is taught to both parents and youth during one of our three family nights. Throughout Triple Play activities children

learn the importance of taking care of themselves by eating healthy, getting regular physical activity, and being part of a community, all important aspects of health literacy.

Social Determinants of Health -
Neighborhood and Built
Environment

We will address the **Neighborhood & Built Environment** Social Determinant of Health by providing daily well-rounded nutritious meals, and teaching health and healthy habits. We provide a healthy meal with healthy food, such as fruit, protein, dairy, and whole grains. The goal is for children to experience and taste healthy food and adjust their taste palettes to liking healthy food. Our partnership with the Food Pantry lets children experience the joy of growing fresh vegetables and fruit at the FRHD Wellness Center. We also partner with Cal State San Marcos student nurses and they teach an activity on healthy eating called "The Healthy Plate Model" formerly known as the food pyramid. One of our fun experiences is when we teach kids how to cook nutritious meals and snacks, they enjoy learning how to compose meals and follow recipes, they especially like eating the food they make.

Statement of Need/Problem

The Club serves nearly 2,500 youth members from Fallbrook and neighboring areas. A total of 85% of our Club members are low-income with 40% extremely low-income. There is a strong correlation between childhood poverty and a variety of health issues. According to the Southeastern Association of Community Action Agencies, low-income families are more likely to be food insecure and many cannot afford fresh food (illustrating the **Neighborhood & Built Environment** social determinant of health). Those living in poverty often have limited access to healthy and affordable foods. They often experience "cycles of food deprivation and overeating; high levels of stress, anxiety, and depression; fewer opportunities for physical activity; greater exposure to marketing of obesity-promoting products; and limited access to health care." Obesity is a high risk for our Club members and is a known precursor to many health problems. Boston Children's Hospital states "Obesity can increase a child's risk for serious and chronic medical problems, such as type 2 diabetes, high blood pressure, high cholesterol, orthopedic problems, and liver disease." According to the CDC, from 1999 –2000 through 2017 – March 2020, US obesity prevalence increased from 30.5% to 41.9%. In addition to leading to obesity, poverty also has a strong correlation with children experiencing mental health issues. **Illustrating Social & Community Context**, the CDC states for children living in poverty, more than 1 in 5 (22%) had a mental, behavioral, or developmental disorder. Often children being diagnosed with one disorder experience multiple disorders. The CDC reports about 3 in 4 children with depression also had anxiety (73.8%) and almost 1 in 2 had behavior problems (47.2%). For children with anxiety, more than 1 in 3 also had behavior problems (37.9%) and 1 in 3 also had depression (32.3%). For children with behavior problems, more than 1 in 3 also had anxiety (36.6%) and about 1 in 5 also had depression (20.3%). The CDC also reports the risk of suicide and substance abuse is also greater for adolescents experiencing poverty. Among ages 12-17 years in 2018-2019: 15.1% had a major depressive episode; 36.7% had persistent feelings of sadness or hopelessness; 4.1% had a substance use disorder; 1.6% had an alcohol use disorder; 3.2% had an illicit drug use disorder and 18.8% seriously considered attempting suicide. Many of our members are dealing with a language barrier illustrating both **Healthcare Access & Quality and Education Access & Quality** social determinants of health. According to the Fallbrook Union Elementary School District, 39% of their students are English learners. This leads to challenges with communicating needs to healthcare professionals and lowers overall health literacy for these Club

members and their families. The World Health Organization states, “weak health literacy skills are associated with riskier behavior, poorer health, less self-management, and more hospitalization and costs. Strengthening health literacy has been shown to build individual and community resilience, help address health inequities, and improve health and well-being.” The Mind, Body, Soul approach addresses these issues and provides an early intervention for our members and their families.

How are other organizations addressing this need in the community?

We are not aware of any other programs in our community that offer daily, low/no cost programs that provide youth with nutrition education, physical activities and positive social interactions/social emotional learning.

Program/Services Description - Program Entry & Follow Up

All members of Boys & Girls Clubs of North County can participate in the Triple Play program. To enroll as a Club member, a parent/guardian needs to complete a simple membership registration packet and pay our \$30 annual membership fee, although more than one-third of our members have this fee scholarshiped. Once a youth is a member, they can attend our Club every day after school and all day during the summer. Our Triple Play program is offered as a program option several times throughout each week, so a child simply needs to choose that program to participate in during an activity block. Throughout our program, staff members work to understand the needs of the youth and their families. If additional resources are needed, such as healthy food, additional counseling services, etc., staff can link families with these resources in our community through our connections with other non-profit agencies, governmental entities, and the local school districts.

Program/Services Description - Program Activities

Triple Play is a multi-faceted program designed to help young people become healthy and active and learn new ways to handle stress, maintain a healthy body, form positive relationships, and develop strong social-emotional skills. This comprehensive approach includes three major components focusing on different aspects of healthy living: Mind-Healthy Habits provides a wide-ranging approach addressing nutrition, education, and fitness. This approach incorporates healthy living and active learning into every part of the Club experience, from the gym to the learning center. Health literacy is further supported with daily healthy snacks and meals provided to model good nutritional patterns. Body-These elements promote fun with a purpose and physical fitness year-round in a non-competitive yet challenging environment. These sports, fitness, and recreation programs are designed to get members up and active through daily challenges, games, and tournaments to strengthen their bodies and help prevent obesity. Soul-Triple Play consciously incorporates elements of the Youth Development Strategy, which are belonging, usefulness, influence, and competence; all of which foster positive mental and behavioral health. Social recreation utilizes the games room and other group game experiences to teach and reinforce social and ethical skills that young people need to become successful adults. The progression of Triple Play activities is designed to build on knowledge over time, but still be able to stand alone as one-time activities. While each program component can stand alone, integrating them allows Club members to create lasting and powerful benefits. The theory of change for Triple Play describes the processes and outcomes of the program. Short-term outcomes include improved knowledge of healthy habits, good nutrition, and physical fitness; increased physical activity; and increased positive interaction with all youth. Intermediate outcomes are better nutrition; more youth meeting standards for vigorous activity; and more youth with healthy relationships with peers and a stronger sense of mastery and control. While providing fun and engaging activities for youth, Triple

Play also helps youth build vital skills in impulse control, self-efficacy, self-confidence, and decision-making, as well as relationship building, teamwork, and empathy. Triple Play is delivered to youth in a Boys & Girls Club environment with supportive and caring staff mentors and provides health promotion through practices that enable young people to develop social and emotional development skills that are critical in all aspects of their future health and development. A study conducted on the Triple Play program, delivered in a Boys & Girls Club setting, yielded the following results: A majority (66%) of Club youth report eating two or more servings of fruit per day, compared to 32 percent of youth nationally.-Two times as many Club kids consume three or more servings of vegetables every day (32% compared to 15% nationally)-After participating in Triple Play, the number of Club members who engage in vigorous activity for an hour or more at least five times per week increased by 35% (no change among control group). Each day youth members attend the Boys & Girls Club; they will participate in at least one component of Triple Play.

Program Goal

To improve the overall health of 600 Club members of Boys & Girls Clubs of North County, specifically working to improve the following social determinants of health during the next year with Triple Play: 1. **Education Access & Quality** by improving language and literacy skills; 2. **Social & Community Context** by creating social cohesion; 3. **Healthcare Access & Quality** by improving health literacy by partnering with local resources to aid families and with Cal State San Marcos student nurses to provide basic services during the summer and 4. **Neighborhood & Built Environment** by providing healthy, nutritious meals daily along with partnering with the Fallbrook Food Pantry to plant gardens at the FRHD Wellness Center to support healthy eating patterns. Triple play is instrumental in preventing obesity and diabetes, high blood pressure, and hypertension and increasing social support for youths and families, healthy food/nutrition education, and health literacy.

Program Objectives & Measurable Outcomes

1) Hire and train staff members to provide daily Triple Play activities at eight Boys & Girls Clubs of North County sites during the 2024-25 school year. 2) Provide 60 minutes of vigorous physical activity each day at each Boys & Girls Clubs of North County sites for at least 600 youth per day during the 2024-25 school year. 3) Provide three family nights each year at eight Boys & Girls Clubs of North County sites for families of Boys & Girls Clubs of North County members during the 2024-25 school year.

Hiring and training logs will be kept for each site. Staff members will receive an orientation upon hire to familiarize them with the Boys & Girls Club, our programs, and our expectations. Staff will also receive annual training specifically on the Triple Play program, its implementation, and program curriculum. Participation counts will be kept at each site each day to track the achievement of our goal to reach 600 youth. Staff members will track participation on roll sheets, which will be accumulated and reported centrally each month, and then compiled in preparation for grant reporting. In the spring, youth participants over the age of 9 will complete the National Youth Outcomes Initiative (NYOI) survey. This tool developed by Boys & Girls Clubs of America measures the impact of our programs. From this survey, we can determine the wide range of impacts we are having on our youth including fruit and vegetable consumption, water consumption, physical activity participation, ability to cope with challenges, identifying emotions, impulse control, problem-solving, relationship building, self-efficacy, and empathy. Responses in these

areas will demonstrate the impact that Triple Play is having on our youth participants. Participation counts and other documentation will be kept on the family night events held three times each year at each site. Staff will track attendance using roll sheets, which will be accumulated and reported centrally each month, where the data will be compiled in preparation for grant reporting. Other documentation, such as flyers and photos, will also be collected centrally.

Organization Collaborations

Boys & Girls Clubs of North County has a long history of strong collaborations within the Fallbrook and surrounding communities. We will continue to work closely with many other organizations and businesses to ensure the success of our program.

Fallbrook Union Elementary School District: This strong partnership has been in place for nearly 15 years. We currently partner at eight school sites. FUESD also assists with staff training opportunities.

Community Housing Works: In collaboration since 2019, we partner at the Turnagain Apartments Site. With this partnership, we have created an afterschool site right in the apartment complex to serve residents.

Fallbrook Music Society: provides group music instruction to our youth.

Save Our Forest: assists with outdoor programs.

Fallbrook Gardening Club: assists with youth gardening programs.

Fallbrook Public Library: provides educational activities and resources for our youth.

Cal State San Marcos: provides nursing students as volunteers in health-related activities and screenings.

Fallbrook Food Pantry: provides service projects for youth and food for families, as well as gardening and cooking facilities.

Palomar Family Health: provides behavioral health services to youth in our program.

Fallbrook Chamber of Commerce: collaborates on events, marketing and community needs.

The Foundation for Senior Care: provides service projects for youth.

North County Fire District and Sherriff's Department: Special event volunteers and tours/guest speakers.

Local Sports Teams: provides tickets and sports clinics for our youth and families.

Local organizations and businesses that volunteer and sponsor our programs: Rotary Clubs, Angel Society, Rally for Children, Masonic Lodge, National Charity League, Fallbrook High School, Bonsall Women's Club, Fallbrook Women's Club, Major Market, Del Rey Avocado, Yogurt Palace, Chase Bank, Mountain Mike's Pizza, The UPS Store, Panda Express and Pacific Western Bank.

Anticipated Acknowledgment

Social Media Postings

Print Materials to Service Recipients

Website Display

Other

Anticipated Acknowledgment

The Fallbrook Regional Health District's generous support of our Triple Play program will be acknowledged in all printed materials regarding Triple Play. In addition, FRHD will be recognized in a post at least quarterly highlighting our Triple Play program on our Facebook and Instagram pages. FRHD's partnership with the Club will also be recognized in a press release, an emailed newsletter, and the annual report.

Funding History

NO

Program Budget



24.25 Program Budget Form.Triple Play.xlsx
63.08 KB

Terms and Conditions

Accepted

Authorized Signature

A handwritten signature in black ink, appearing to read 'M. Sullivan'.



BOYS & GIRLS CLUBS
OF NORTH COUNTY

Board of Directors 2022-2023

Governing Board	Chet Bierbrauer	3M, retired
2 nd Vice President	Chris Catania	Sales Manager/VP of Mortgage Lending, Guaranteed Rate
Immediate Past President	Mike Edelstein	Restaurateur, retired
1 st Vice President	Steve Grimm	Accountant, retired
President	Dale Mitchell	High School Superintendent, retired
Treasurer	Paul Norberg	Tax Accountant, retired
Governing Board	Donna Reisbeck-Stoewer	Education Administrator, retired
Governing Board	Steven Schindler	TV Writer/Producer, retired
Governing Board	Mike Schulte	Director of Operations, Core-Mac, retired
Governing Board	Jim Short	Software Developer, retired
Secretary	Louise Small	Community volunteer
Governing Board	Siegrid Stillman	FUESD School Board member/Educator, retired
Governing Board	Dale Tattersall	SDG&E
Executive Committee	Deborah Zoller	Attorney at Law

MUNGER & COMPANY, CPAs

2170 S. El Camino Real, Suite 217
Oceanside, CA 92054
(760) 730-8020
www.mungercpa.com

Boys and Girls Clubs of North County
Audited Financial Statements
June 30, 2021

Table of Contents

	<u>Page No.</u>
INDEPENDENT AUDITOR'S REPORT	1
FINANCIAL STATEMENTS	
Statement of Financial Position	2
Statement of Activities	3
Statement of Functional Expenses	4
Statement of Cash Flows	5
Notes to Financial Statements	6-10

MUNGER & COMPANY, CPAs

2170 S. El Camino Real, Suite 217
Oceanside, CA 92054
(760) 730-8020
www.mungercpa.com

INDEPENDENT AUDITOR'S REPORT

To the Board of Directors and Audit Committee of
Boys and Girls Clubs of North County

We have audited the accompanying financial statements of Boys and Girls Clubs of North County, a nonprofit organization, which comprise the statement of financial position as of June 30, 2021, and the related statements of activities, functional expenses, and cash flows for the year then ended, and the related notes to the financial statements.

Management's Responsibility for the Financial Statements

Management is responsible for the preparation and fair presentation of these financial statements in accordance with accounting principles generally accepted in the United States of America; this includes the design, implementation, and maintenance of internal control relevant to the preparation and fair presentation of financial statements that are free from material misstatement, whether due to fraud or error.

Auditor's Responsibility

Our responsibility is to express an opinion on these financial statements based on our audit. We conducted our audit in accordance with accounting principles generally accepted in the United States of America. Those standards require that we plan and perform the audit to obtain reasonable assurance about whether the financial statements are free of material misstatement.

An audit involves performing procedures to obtain audit evidence about the amounts and disclosures in the financial statements. The procedures selected depend on the auditor's judgment, including the assessment of the risks of material misstatement of the financial statements, whether due to fraud or error. In making those risk assessments, the auditor considers internal control relevant to the corporation's preparation and fair presentation of the financial statements in order to design audit procedures that are appropriate in the circumstances, but not for the purpose of expressing an opinion on the effectiveness of the corporation's internal control. Accordingly, we express no such opinion. An audit also includes evaluating the appropriateness of accounting policies used and the reasonableness of significant accounting estimates made by management, as well as evaluating the overall presentation of the financial statements.

We believe that the audit evidence we have obtained is sufficient and appropriate to provide a basis for our audit opinion.

Opinion

In our opinion, the financial statements referred to above present fairly, in all material respects, the financial position of Boys and Girls Clubs of North County as of June 30, 2021, and the changes in its net assets and its cash flows for the year then ended in accordance with accounting principles generally accepted in the United States of America.

February 10, 2022


Munger & Company, CPAs

BOYS AND GIRLS CLUBS OF NORTH COUNTY
STATEMENT OF FINANCIAL POSITION
June 30, 2021

ASSETS

OPERATING ASSETS:

Cash	\$ 687,603
Accounts receivable	20,000
Promise to Give	30,000
Employee Retention Credit Receivable	601,433
Prepaid Expense	<u>7,239</u>
Total Operating Assets	<u>1,346,275</u>

FIXED ASSETS:

Land	47,000
Buildings and improvements	2,122,544
Furnishings and equipment	153,890
Vehicles	305,868
Timeshares	12,300
Less: accumulated depreciation	<u>(1,657,216)</u>
Total Fixed Assets	<u>984,386</u>

TOTAL ASSETS \$ 2,330,661

LIABILITIES AND NET ASSETS

LIABILITIES:

Accounts payable and accrued liabilities	\$ <u>65,236</u>
Total Liabilities	<u>65,236</u>

NET ASSETS:

Without donor restrictions	
Undesignated	1,281,039
Invested in fixed assets, net	<u>984,386</u>
Total Net Assets Without Donor Restrictions	<u>2,265,425</u>

TOTAL LIABILITIES AND NET ASSETS \$ 2,330,661

The Accompanying Notes are an Integral Part of the Financial Statements

BOYS AND GIRLS CLUBS OF NORTH COUNTY
STATEMENT OF ACTIVITIES
For the Year Ended June 30, 2021

	Without Donor Resrictions	With Donor Restrictions	Total
REVENUES AND SUPPORT:			
Grants	\$ 1,581,173	\$	\$ 1,581,173
Employee Tax Credits	601,433		601,433
Special events, net of expense of \$26,546	85,514		85,514
Contributions	10,638		10,638
Special event contributions	132,922		132,922
Youth program and league fees	195,106		195,106
Membership dues	5,820		5,820
Interest and other income	91		91
Unrealized Gain	302		302
Net assets released from restrictions:	5,720	(5,720)	-
Total Revenues and Support	2,618,719	(5,720)	2,612,999
EXPENSES:			
Program Services:			
Club	614,977		614,977
Leagues	83,542		83,542
After School	941,149		941,149
Total Program Services	1,639,668	-	1,639,668
Supporting Services:			
Management and General	245,806		245,806
Total Supporting Services	245,806	-	245,806
Total Expenses	1,885,474	-	1,885,474
Change in Net Assets	733,245	(5,720)	727,525
Net Assets - Beginning of Year	1,532,180	5,720	1,537,900
Net Assets - End of Year	\$ 2,265,425	\$ -	\$ 2,265,425

The Accompanying Notes are an Integral Part of the Financial Statements

BOYS AND GIRLS CLUBS OF NORTH COUNTY
STATEMENT OF FUNCTIONAL EXPENSES
For the Year Ended June 30, 2021

	Program Services				Supporting Services		Total
	Club	Leagues	After School	Total	Management and General	Fund Raising	
EXPENSES:							
Conferences and meetings	\$ 414	\$ 40	\$ 965	\$ 1,419	\$ 1,417	\$ -	\$ 2,836
Depreciation	110,611			110,611	10,440		121,051
Dues and subscriptions	808	271	5,791	6,870	2,776		9,646
Equipment repair & maintenance	2,277		8,434	10,711	1,322		12,033
Special event expense				-		26,546	26,546
Insurance	6,953	749	24,359	32,061	4,991		37,052
Marketing				-	6,908		6,908
Occupancy	53,865	2,056		55,921	4,075		59,996
Other expense	11,626	371	21,973	33,970	3,579		37,549
Professional fees	457		3,983	4,440	18,456		22,896
Salaries and related benefits	387,786	71,527	836,865	1,296,178	183,528		1,479,706
Snack program	14,151			14,151			14,151
Supplies	15,781	8,022	34,886	58,689	3,989		62,678
Telephone	2,399	506	3,656	6,561	4,325		10,886
Vehicle costs	7,849		237	8,086			8,086
Total expense by function	614,977	83,542	941,149	1,639,668	245,806	26,546	1,912,020
Less expenses included with revenues on the statement of activities							
Special event expenses	-	-	-	-	-	(26,546)	(26,546)
Total expenses included in the expense section on the statement of activities	\$ 614,977	\$ 83,542	\$ 941,149	\$ 1,639,668	\$ 245,806	\$ -	\$ 1,885,474

The Accompanying Notes are an Integral Part of the Financial Statements

BOYS AND GIRLS CLUBS OF NORTH COUNTY
STATEMENT OF CASH FLOWS
For the Year Ended June 30, 2021

CASH FLOWS FROM OPERATING ACTIVITIES:	
Change in Net Assets	\$ 727,525
Adjustments to reconcile change in net assets to net cash provided (used) by operating activities:	
Depreciation	121,051
Unrealized Gain	(302)
Forgiveness of PPP Grant	(233,000)
Changes in operating assets and liabilities:	
Accounts receivable	(18,200)
Promises to Give	(30,000)
Employee Retention Credit Receivable	(601,433)
Prepaid Expense and Other	(7,298)
Accounts payable and accrued liabilities	3,773
Net cash provided by (used in) operating activities	<u>(37,884)</u>
Net Change in Cash	(37,884)
Cash at Beginning of Year	<u>725,487</u>
Cash at End of Year	<u><u>\$ 687,603</u></u>

The Accompanying Notes are an Integral Part of the Financial Statements

BOYS AND GIRLS CLUBS OF NORTH COUNTY
NOTES TO FINANCIAL STATEMENTS
June 30, 2021

Note 1. Nature of Organization

Boys and Girls Clubs of North County is a California non-profit agency established in 1962. Our mission is to provide a safe, caring environment in which youth can develop self-esteem, leadership skills, and enjoy educational and recreational activities under supervised programs. Boys and Girls Clubs of North County's main facility is located in Fallbrook, California.

Note 2. Summary of Significant Accounting Policies

Basis of Presentation

Boys and Girls Clubs of North County's financial statements have been prepared on the accrual basis of accounting.

Cash and Cash Equivalents

Boys and Girls Clubs of North County has defined cash and cash equivalents as cash in banks and highly liquid investments with an original maturity of three months or less.

Receivables and Credit Policies

Accounts receivable consist primarily of noninterest-bearing amounts due for program services. Boys and Girls Clubs of North County determines the allowance for uncollectable accounts receivable based on historical experience, an assessment of economic conditions, and a review of subsequent collections. Accounts receivable are written off when deemed uncollectable. Management determined that no allowance for doubtful accounts was necessary as all items were received subsequent to year end.

Promises to Give

Unconditional promises to give that are expected to be collected within one year at net realizable value are recorded. Unconditional promises to give expected to be collected in future years are initially recorded at fair value using present value techniques incorporating risk-adjusted discount rates designed to reflect the assumptions market participants would use in pricing the asset. In subsequent years, amortization of the discounts is included in contribution revenue in the statements of activities. The allowance for uncollectable promises to give based on historical experience, an assessment of economic conditions, and a review of subsequent collections. Promises to give are written off when deemed uncollectable. At June 30, 2021, there was no allowance was determined to be recorded.

Property and Equipment

Property and equipment additions are recorded over \$2,500 at cost, or if donated, at fair value on the date of donation. Depreciation and amortization are computed using the straight-line method over the estimated useful lives of the assets ranging from 3 to 40 years, or in the case of capitalized leased assets or leasehold improvements, the lesser of the useful life of the asset or the lease term. When assets are sold or otherwise disposed of, the cost and related depreciation or amortization are removed from the accounts, and any resulting gain or loss is included in the statements of activities. Costs of maintenance and repairs that do not improve or extend the useful lives of the respective assets are expensed currently.

BOYS AND GIRLS CLUBS OF NORTH COUNTY
NOTES TO FINANCIAL STATEMENTS
June 30, 2021

Note 2. Summary of Significant Accounting Policies (continued)

Carrying values of property and equipment are reviewed for impairment whenever events or circumstances indicate that the carrying value of an asset may not be recoverable from the estimated future cash flows expected to result from its use and eventual disposition. When considered impaired, an impairment loss is recognized to the extent carrying value exceeds the fair value of the asset. There were no indicators of asset impairment during the year ended June 30, 2021.

Net Assets

Net assets, revenues, gains, and losses are classified based on the existence or absence of donor or grantor imposed restrictions. Accordingly, net assets and changes therein are classified and reported as follows:

Net Assets Without Donor Restrictions – Net assets available for use in general operations and not subject to donor (or certain grantor) restrictions.

Net Assets With Donor Restrictions – Net assets subject to donor- (or certain grantor-) imposed restrictions. Some donor-imposed restrictions are temporary in nature, such as those that will be met by the passage of time or other events specified by the donor. Other donor-imposed restrictions are perpetual in nature, where the donor stipulates that resources be maintained in perpetuity. Donor-imposed restrictions are released when a restriction expires, that is, when the stipulated time has elapsed, when the stipulated purpose for which the resource was restricted has been fulfilled, or both.

Revenue and Revenue Recognition

Revenue is recognized revenue from services when the services are provided. We record special events revenue equal to the cost of direct benefits to donors, and contribution revenue for the difference. All services are transferred at a point in time.

Revenue is recognized as contributions when cash, securities or other assets, an unconditional promise to give, or notification of a beneficial interest is received. Conditional promises to give, that is, those with a measurable performance or other barrier, and a right of return, are not recognized until the conditions on which they depend have been substantially met. Our federal and state contracts and grants are conditioned upon certain performance requirements and the incurrence of allowable qualifying expenses.

Donated Services and In-Kind Contributions

Volunteers contribute significant amounts of time to our program services, administration, and fundraising and development activities; however, the financial statements do not reflect the value of these contributed services because they do not meet recognition criteria prescribed by generally accepted accounting principles. Contributed goods and services are recorded at fair value at the date of donation. No significant contributions of such goods or services were received during the years ended June 30, 2021.

Advertising Costs

Advertising costs are expensed as incurred.

BOYS AND GIRLS CLUBS OF NORTH COUNTY
NOTES TO FINANCIAL STATEMENTS
June 30, 2021

Note 2. Summary of Significant Accounting Policies (continued)

Functional Allocation of Expenses

The costs of program and supporting services activities have been summarized on a functional basis in the statements of activities. The statements of functional expenses present the natural classification detail of expenses by function. Accordingly, certain costs have been allocated among the programs and supporting services benefited.

Income Taxes

Boys and Girls Clubs of North County is organized as a California nonprofit corporation and has been recognized by the IRS as exempt from federal income taxes under IRC Section 501(a) as an organization described in IRC Section 501(c)(3), qualify for the charitable contribution deduction under IRC Section 170(b)(1)(A)(vi), and has been determined not to be a private foundation under IRC Sections 509(a)(1). Boys and Girls Clubs of North County is annually required to file a Return of Organization Exempt from Income Tax (Form 990) with the IRS and California (Forms 199 and RRF-1). In addition, Boys and Girls Clubs of North County is subject to income tax on net income that is derived from business activities that are unrelated to their exempt purposes. Boys and Girls Clubs of North County is not subject to unrelated business income tax and have not filed an Exempt Organization Business Income Tax Return (Form 990-T) with the IRS or (Form 109) with California.

Boys and Girls Clubs of North County has reviewed its position for all open tax years and believes that it has appropriate support for any tax positions taken, and as such, does not have any uncertain tax positions that are material to the financial statements.

Boys and Girls Clubs of North County's federal and state Exempt Organization Tax Returns are subject to examination, generally for three years after they were filed for federal returns and four years for state returns.

Estimates

The preparation of financial statements in conformity with generally accepted accounting principles requires us to make estimates and assumptions that affect the reported amounts of assets and liabilities at the date of the financial statements and the reported amounts of revenues and expenses during the reporting period. Actual results could differ from those estimates, and those differences could be material.

Financial Instruments and Credit Risk

Boys and Girls Clubs of North County manages deposit concentration risk by placing cash with financial institutions believed by Boys and Girls Clubs of North County to be creditworthy. At times, amounts on deposit may exceed insured limits or include uninsured investments in money market mutual funds. To date, Boys and Girls Clubs of North County has not experienced losses in any of these accounts. Credit risk associated with accounts receivable is considered to be limited due to high historical collection rates and because substantial portions of the outstanding amounts are due from governmental agencies supportive of our mission.

BOYS AND GIRLS CLUBS OF NORTH COUNTY
NOTES TO FINANCIAL STATEMENTS
June 30, 2021

Note 2. Summary of Significant Accounting Policies (continued)

Subsequent Events

We have evaluated subsequent events through February 10, 2022, the date the financial statements were available to be issued.

Note 3. Liquidity and Availability

Financial assets available for general expenditure, that is, without donor or other restrictions limiting their use, within one year of the balance sheet date, comprise the following:

Cash and cash equivalents	\$ 687,603
Accounts receivable	20,000
Employee Retention Credit Receivable	601,433
Promises to Give	<u>30,000</u>
	<u>\$1,339,036</u>

As part of the liquidity management plan, cash in excess of daily requirements are invested in savings accounts.

Note 4. Promises to Give

The unconditional promises to give at June 30, 2021 is from one funder and is expected to be fully collected in 2022. As a result, no present value calculation is deemed necessary.

Note 5. Employee Benefit Plan

Boys and Girls Clubs of North County has a 401(k) plan for its employees. In order to participate, an employee must be 21 years of age and must have completed one year of service. Boys and Girls Clubs of North County contributes an amount equal to three percent of each eligible employee's compensation. Boys and Girls Clubs of North County may also elect to provide a matching contribution for participants who make elective contributions. If made, the matching contribution is equal to the employees' contributions up to two percent of salary. The pension expense for the year ended June 30, 2021 was approximately \$40,000.

Note 6. Accumulated Paid Time Off (PTO)

Accumulated PTO is recognized as a liability. Employees are allowed to accumulate up to the amount they would accrue in one year and seven months of employment. At termination, employees are compensated for any accrued PTO. As of June 30, 2021, the liability was \$45,092.

Note 7. Net Assets With Donor Restrictions

There were no net assets with donor restrictions for the year ended June 30, 2021.

There were \$5,720 in no net assets with donor restrictions for programs that were released during the year ended June 30, 2021.

BOYS AND GIRLS CLUBS OF NORTH COUNTY
NOTES TO FINANCIAL STATEMENTS
June 30, 2021

Note 8. Functionalized Expenses

The financial statements report certain categories of expenses that are attributed to more than one program or supporting function. Therefore, expenses require allocation on a reasonable basis that is consistently applied. The expenses that are allocated include salaries and related benefits, occupancy, office, insurance, depreciation, and other, which are allocated on the basis of estimates of time and effort.

Note 9. Related Party Transactions

Boys and Girls Clubs of North County periodically receives contributions from the Boys and Girls Club of Fallbrook Foundation (the Foundation). The Foundation was formed to help fund Boys and Girls Clubs of North County. The two organization share common board members. During the year ended June 30, 2021, Boys and Girls Clubs of North County received \$21,671 from the Foundation.

Note 10. Concentrations of Revenues and Receivables

A substantial amount of Boys and Girls Clubs of North County's support is received from local school district grants and contracts. Loss of this funding could have a significant impact on Boys and Girls Clubs of North County's ability to provide its program services.

Note 11. PPP Loan

In May 2020, Boys and Girls Clubs of North County received a Paycheck Protection Program (PPP) Loan from the Small Business Administration through a bank totaling \$233,000. The loan has a fixed interest rate of 1.00%. The loan was fully forgiven during the fiscal year.

Boys Girls Club of North County, Inc.
Income/Expense
June 2023

	Jun-23	Actual YTD	Budget YTD	Budget Variance (%)	Total 2022/23 Budget
Revenue					
Contributions	41	19,759	45,000	44%	45,000
Fundraising	4,689	392,560	379,000	104%	379,000
Government Grants	152,648	2,157,893	1,536,201	140%	1,536,201
ERC - employee retention credit	-	-	-	-	-
Foundation Grant	1,768	159,007	102,000	156%	102,000
Corporate Grant	-	35,156	105,624	33%	105,624
Interest Income	1,252	11,659	1,000	1166%	1,000
Membership Dues	-	33,180	40,000	83%	40,000
Program Fees	45,176	267,028	186,500	143%	186,500
Total Revenue	205,573	3,076,241	2,395,325	128%	2,395,325
Expenditures	-				
Salaries	163,781	1,777,399	1,705,889	104%	1,705,889
Payroll Tax & Fees	13,100	145,930	139,442	105%	139,442
Employee Ben	4,156	53,692	50,000	107%	50,000
Conf/Mtgs	-	17,160	5,750	298%	5,750
Depreciation	8,373	83,633	-	-	-
Dues and Subscriptions	3,288	19,911	20,000	100%	20,000
Equip R & M	2,058	13,429	14,000	96%	14,000
Insurance	1,533	51,963	45,000	115%	45,000
Marketing/Advertising	1,983	8,412	5,000	168%	5,000
Occupancy	11,020	107,803	77,000	140%	77,000
Personnel Expenses	10,665	55,640	19,000	293%	19,000
Telephone	936	10,869	10,900	100%	10,900
Prof Fees	6,335	95,992	62,581	153%	62,581
Gov. Snack Program	3,896	62,446	55,000	114%	55,000
Vehicles	468	15,058	16,000	94%	16,000
Supplies	14,480	168,258	86,000	196%	86,000
Fundraising Expense	22,595	94,007	82,250	114%	82,250
Total Expenditures	268,664	2,781,605	2,393,812	116%	2,393,812
Less Depreciation	(8,373)	(83,633)	-		-
TOTAL EXPENSES	260,291	2,697,972	2,393,812	113%	2,393,812
Net Income	(54,718)	378,270	1,513	25001%	1,513

Boys & Girls Clubs of North County
Statement of Activity by Month
July 2022 - June 2023

	Jul 2022	Aug 2022	Sep 2022	Oct 2022	Nov 2022	Dec 2022	Jan 2023	Feb 2023	Mar 2023	Apr 2023	May 2023	Jun 2023	Total
4010 Contributions	100	590	403	226	9,039	1,210	3,002	65	800	2,616	1,667	41	19,759
4015 Fundraising	4,190	22,002	32,776	11,771	18,072	18,509	66,618	12,316	56,807	130,935	13,875	4,689	392,560
4510 Government Grants	76,212	65,660	66,696	105,857	138,631	665,221	251,435	127,784	299,325	122,058	86,366	152,648	2,157,893
4520 Foundation Grant	67,873	1,717	4,217	1,717	42,847	11,873	-	10,156	5,305	7,768	3,768	1,768	159,007
4530 Corporate Grant	-	8,000	-	-	12,000	-	-	5,000	-	-	10,156	-	35,156
4700 Interest Income	5,265	15	462	15	14	760	15	13	1,563	2,271	15	1,252	11,659
4800 Membership Dues	16,255	4,290	2,640	1,650	2,580	870	1,320	1,350	660	1,525	40	-	33,180
4950 Program Fees	62,035	27,966	8,028	13,659	19,100	9,400	13,602	16,005	16,531	17,680	17,847	45,176	267,028
Total Revenue	231,930	130,240	115,222	134,894	242,283	707,843	335,992	172,689	380,990	284,853	133,733	205,573	3,076,241
6000 1a Salaries	96,542	139,131	142,902	168,007	146,780	134,063	146,046	153,175	160,635	152,711	173,628	163,781	1,777,399
6010 1b Payroll Tax & Fees	7,873	11,210	11,685	13,516	12,153	11,010	13,080	12,441	13,070	12,574	14,218	13,100	145,930
6020 1c Employee Ben	5,392	3,374	1,692	6,349	2,819	1,715	6,513	4,186	4,554	8,911	4,032	4,156	53,692
6080 Conf/Mtgs	622	323	1,567	1,600	3,693	376	4,685	414	914	160	2,805	-	17,160
6110 Depreciation	6,684	6,684	6,684	6,684	6,684	6,995	6,963	6,971	6,971	6,971	6,971	8,373	83,633
6120 Dues and Subscriptions	1,791	912	2,353	3,430	2,204	1,188	1,058	954	1,768	293	673	3,288	19,911
6150 Equipment R & M	973	980	1,764	955	540	1,943	1,133	966	137	1,045	936	2,058	13,429
6170 Insurance	7,064	3,780	3,780	5,513	4,869	4,869	6,020	4,880	4,624	2,517	2,517	1,533	51,963
6230 Marketing/Advertising	1,722	-	-	477	483	553	129	79	2,871	-	115	1,983	8,412
6250 Occupancy	11,941	7,980	8,005	8,748	3,690	3,394	5,181	8,099	12,621	17,684	9,442	11,020	107,803
6260 Personnel Expenses	2,927	6,527	4,146	3,532	4,427	5,971	4,224	1,708	3,284	3,916	4,312	10,665	55,640
6270 Telephone	976	916	904	728	899	654	984	928	1,094	899	952	936	10,869
6300 Prof Fees	7,447	11,676	11,077	4,435	8,113	5,563	8,547	8,257	5,100	7,905	11,538	6,335	95,992
6180 Gov. Snack Program	18	4,225	5,570	6,616	5,063	4,039	6,468	5,902	7,617	5,870	7,161	3,896	62,446
6360 Vehicles	2,093	772	1,691	2,042	1,042	331	1,404	613	1,815	477	2,311	468	15,058
6430 Supplies	6,458	9,329	9,601	11,213	14,603	16,062	9,192	8,720	19,878	19,777	28,945	14,480	168,258
7000 Fundraising Expense	2,768	743	16,412	18,605	-	1,749	9,718	1,072	444	19,688	214	22,595	94,007
Total Expenditures	163,291	208,561	229,830	262,451	218,062	200,474	231,346	219,364	247,396	261,398	270,770	268,664	2,781,605
Less Depreciation	(6,684)	(6,684)	(6,684)	(6,684)	(6,684)	(6,995)	(6,963)	(6,971)	(6,971)	(6,971)	(6,971)	(8,373)	(83,633)
TOTAL EXPENSES	156,607	201,878	223,146	255,767	211,378	193,479	224,383	212,393	240,425	254,427	263,799	260,291	2,697,972
Net Income	75,324	(71,638)	(107,924)	(120,873)	30,905	514,364	111,609	(39,704)	140,565	30,426	(130,066)	(54,718)	378,270

Return of Organization Exempt From Income Tax

2021

Open to Public Inspection

Department of the Treasury
Internal Revenue Service

Under section 501(c), 527, or 4947(a)(1) of the Internal Revenue Code (except private foundations)

- Do not enter social security numbers on this form as it may be made public.
- Go to www.irs.gov/Form990 for instructions and the latest information.

A For the 2021 calendar year, or tax year beginning 7/1/2021, and ending 6/30/2022

B Check if applicable:
 Address change
 Name change
 Initial return
 Final return/terminated
 Amended return
 Application pending

C Name of organization Boys & Girls Club of North County
 Doing business as _____
 Number and street (or P.O. box if mail is not delivered to street address) Room/suite
445 E Ivy St
 City or town State ZIP code
Fallbrook CA 92028
 Foreign country name Foreign province/state/county Foreign postal code

D Employer identification number 95-2241614

E Telephone number (760) 728-5871

F Name and address of principal officer:
Allison Barclay 445 E Ivy St, Fallbrook, CA 92028

G Gross receipts \$ 2,105,713

H(a) Is this a group return for subordinates? Yes No
H(b) Are all subordinates included? Yes No
 If "No," attach a list. See instructions

I Tax-exempt status: 501(c)(3) 501(c) () (insert no.) 4947(a)(1) or 527

J Website: bgnorthcounty.org

K Form of organization: Corporation Trust Association Other

L Year of formation: 1962

M State of legal domicile: CA

Part I Summary		Prior Year	Current Year
Activities & Governance	1 Briefly describe the organization's mission or most significant activities: <u>To promote health, social, educational, vocational, and character development of boys and girls through group activities, sports, and other programs.</u>		
	2 Check this box <input type="checkbox"/> if the organization discontinued its operations or disposed of more than 25% of its net assets.		
	3 Number of voting members of the governing body (Part VI, line 1a)	3	13
	4 Number of independent voting members of the governing body (Part VI, line 1b)	4	13
	5 Total number of individuals employed in calendar year 2021 (Part V, line 2a)	5	100
	6 Total number of volunteers (estimate if necessary)	6	
	7a Total unrelated business revenue from Part VIII, column (C), line 12	7a	0
b Net unrelated business taxable income from Form 990-T, Part I, line 11	7b		
Revenue	8 Contributions and grants (Part VIII, line 1h)	2,331,986	1,634,306
	9 Program service revenue (Part VIII, line 2g)	195,106	213,119
	10 Investment income (Part VIII, column (A), lines 3, 4, and 7d)	91	1,912
	11 Other revenue (Part VIII, column (A), lines 5, 6a, 8c, 9c, 10c, and 11e)	85,514	166,670
	12 Total revenue—add lines 8 through 11 (must equal Part VIII, column (A), line 12)	2,612,697	2,016,007
Expenses	13 Grants and similar amounts paid (Part IX, column (A), lines 1–3)	0	0
	14 Benefits paid to or for members (Part IX, column (A), line 4)	0	0
	15 Salaries, other compensation, employee benefits (Part IX, column (A), lines 5–10)	1,479,706	1,489,300
	16a Professional fundraising fees (Part IX, column (A), line 11e)	0	0
	b Total fundraising expenses (Part IX, column (D), line 25)	0	
17 Other expenses (Part IX, column (A), lines 11a–11d, 11f–24e)	405,768	531,296	
18 Total expenses. Add lines 13–17 (must equal Part IX, column (A), line 25)	1,885,474	2,020,596	
19 Revenue less expenses. Subtract line 18 from line 12	727,223	-4,589	
Net Assets or Fund Balances	20 Total assets (Part X, line 16)	Beginning of Current Year 2,330,661	End of Year 2,386,610
	21 Total liabilities (Part X, line 26)	65,236	126,063
	22 Net assets or fund balances. Subtract line 21 from line 20	2,265,425	2,260,547

Part II Signature Block

Under penalties of perjury, I declare that I have examined this return, including accompanying schedules and statements, and to the best of my knowledge and belief, it is true, correct, and complete. Declaration of preparer (other than officer) is based on all information of which preparer has any knowledge.

Sign Here

Signature of officer: Allison Barclay Date: _____
 Type or print name and title: Executive Director

Paid Preparer Use Only

Print/Type preparer's name: Roland W Munger Preparer's signature: [Signature] Date: 2/7/2023 Check if self-employed PTIN: P01871456

Firm's name: Munger & Company, CPAs Firm's EIN: 47-3342732

Firm's address: 2170 South El Camino Real, Suite 217, Oceanside, CA 92054 Phone no.: 760-730-8020

May the IRS discuss this return with the preparer shown above? See instructions. Yes No

Part III

Statement of Program Service Accomplishments

Check if Schedule O contains a response or note to any line in this Part III

1 Briefly describe the organization's mission:

To promote health, social, educational, vocational, and character development of boys and girls through group activities, sports, and other programs.

2 Did the organization undertake any significant program services during the year which were not listed on the prior Form 990 or 990-EZ?

Yes No

If "Yes," describe these new services on Schedule O.

3 Did the organization cease conducting, or make significant changes in how it conducts, any program services?

Yes No

If "Yes," describe these changes on Schedule O.

4 Describe the organization's program service accomplishments for each of its three largest program services, as measured by expenses. Section 501(c)(3) and 501(c)(4) organizations are required to report the amount of grants and allocations to others, the total expenses, and revenue, if any, for each program service reported.

4a (Code:) (Expenses \$ 1,694,019 including grants of \$) (Revenue \$ 213,119)

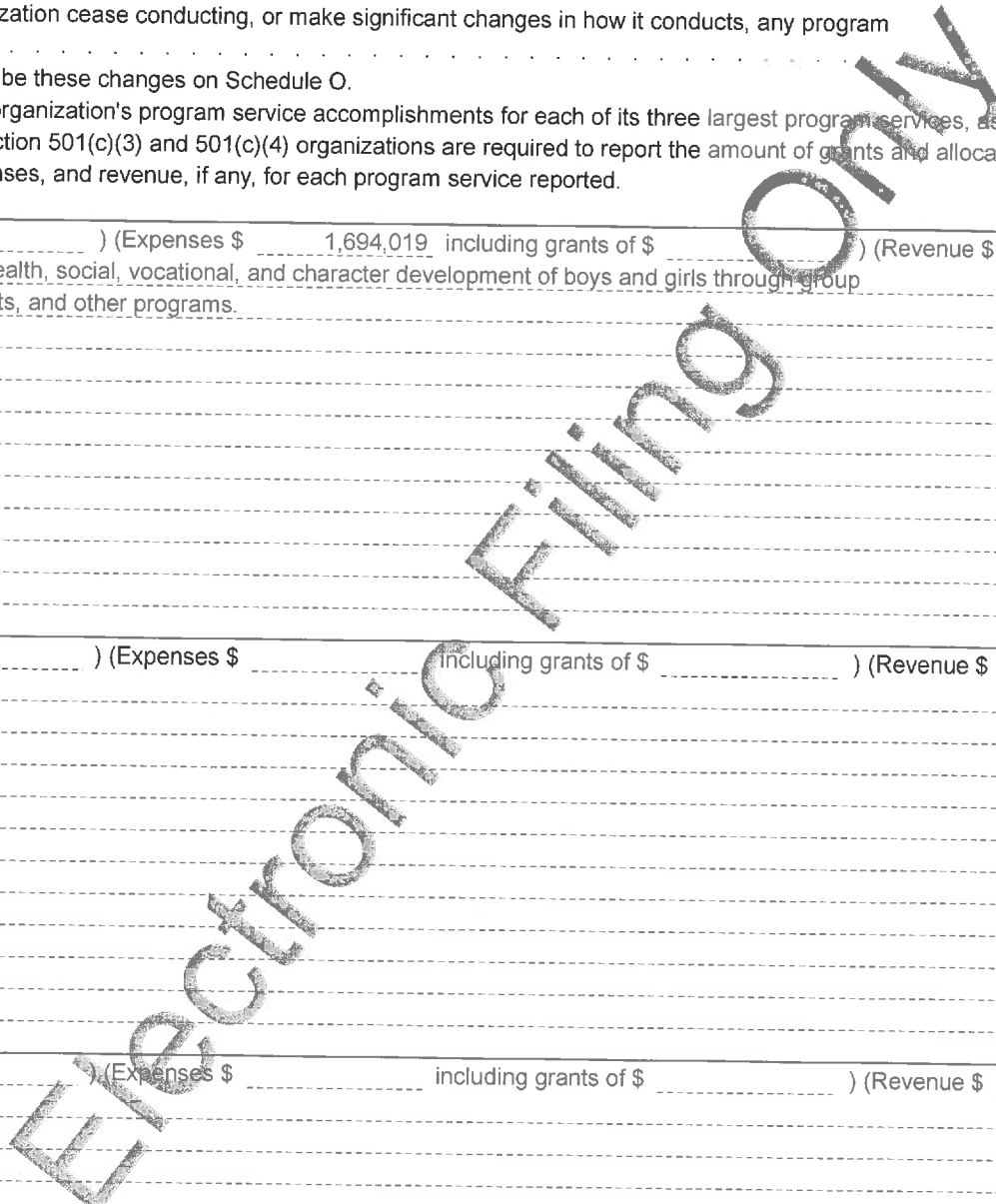
Improve the health, social, vocational, and character development of boys and girls through group activities, sports, and other programs.

4b (Code:) (Expenses \$ including grants of \$) (Revenue \$)

4c (Code:) (Expenses \$ including grants of \$) (Revenue \$)

4d Other program services (Describe on Schedule O.) (Expenses \$ 0 including grants of \$ 0) (Revenue \$ 0)

4e Total program service expenses 1,694,019



Part IV Checklist of Required Schedules

	Yes	No
1 Is the organization described in section 501(c)(3) or 4947(a)(1) (other than a private foundation)? If "Yes," complete Schedule A	X	
2 Is the organization required to complete Schedule B, Schedule of Contributors? See instructions	X	
3 Did the organization engage in direct or indirect political campaign activities on behalf of or in opposition to candidates for public office? If "Yes," complete Schedule C, Part I		X
4 Section 501(c)(3) organizations. Did the organization engage in lobbying activities, or have a section 501(h) election in effect during the tax year? If "Yes," complete Schedule C, Part II		X
5 Is the organization a section 501(c)(4), 501(c)(5), or 501(c)(6) organization that receives membership dues, assessments, or similar amounts as defined in Rev. Proc. 98-19? If "Yes," complete Schedule C, Part III		X
6 Did the organization maintain any donor advised funds or any similar funds or accounts for which donors have the right to provide advice on the distribution or investment of amounts in such funds or accounts? If "Yes," complete Schedule D, Part I		X
7 Did the organization receive or hold a conservation easement, including easements to preserve open space, the environment, historic land areas, or historic structures? If "Yes," complete Schedule D, Part II		X
8 Did the organization maintain collections of works of art, historical treasures, or other similar assets? If "Yes," complete Schedule D, Part III		X
9 Did the organization report an amount in Part X, line 21, for escrow or custodial account liability, serve as a custodian for amounts not listed in Part X; or provide credit counseling, debt management, credit repair, or debt negotiation services? If "Yes," complete Schedule D, Part IV		X
10 Did the organization, directly or through a related organization, hold assets in donor-restricted endowments or in quasi endowments? If "Yes," complete Schedule D, Part V		X
11 If the organization's answer to any of the following questions is "Yes," then complete Schedule D, Parts VI, VII, VIII, IX, or X, as applicable.		
a Did the organization report an amount for land, buildings, and equipment in Part X, line 10? If "Yes," complete Schedule D, Part VI	X	
b Did the organization report an amount for investments—other securities in Part X, line 12, that is 5% or more of its total assets reported in Part X, line 16? If "Yes," complete Schedule D, Part VII		X
c Did the organization report an amount for investments—program related in Part X, line 13, that is 5% or more of its total assets reported in Part X, line 16? If "Yes," complete Schedule D, Part VIII		X
d Did the organization report an amount for other assets in Part X, line 15, that is 5% or more of its total assets reported in Part X, line 16? If "Yes," complete Schedule D, Part IX		X
e Did the organization report an amount for other liabilities in Part X, line 25? If "Yes," complete Schedule D, Part X		X
f Did the organization's separate or consolidated financial statements for the tax year include a footnote that addresses the organization's liability for uncertain tax positions under FIN 48 (ASC 740)? If "Yes," complete Schedule D, Part X		X
12a Did the organization obtain separate, independent audited financial statements for the tax year? If "Yes," complete Schedule D, Parts XI and XII	X	
b Was the organization included in consolidated, independent audited financial statements for the tax year? If "Yes," and if the organization answered "No" to line 12a, then completing Schedule D, Parts XI and XII is optional		X
13 Is the organization a school described in section 170(b)(1)(A)(ii)? If "Yes," complete Schedule E		X
14a Did the organization maintain an office, employees, or agents outside of the United States?		X
b Did the organization have aggregate revenues or expenses of more than \$10,000 from grantmaking, fundraising, business, investment, and program service activities outside the United States, or aggregate foreign investments valued at \$100,000 or more? If "Yes," complete Schedule F, Parts I and IV		X
15 Did the organization report on Part IX, column (A), line 3, more than \$5,000 of grants or other assistance to or for any foreign organization? If "Yes," complete Schedule F, Parts II and IV		X
16 Did the organization report on Part IX, column (A), line 3, more than \$5,000 of aggregate grants or other assistance to or for foreign individuals? If "Yes," complete Schedule F, Parts III and IV		X
17 Did the organization report a total of more than \$15,000 of expenses for professional fundraising services on Part IX, column (A), lines 6 and 11e? If "Yes," complete Schedule G, Part I. See instructions.	X	
18 Did the organization report more than \$15,000 total of fundraising event gross income and contributions on Part VIII, lines 1c and 8a? If "Yes," complete Schedule G, Part II	X	
19 Did the organization report more than \$15,000 of gross income from gaming activities on Part VIII, line 9a? If "Yes," complete Schedule G, Part III		X
20a Did the organization operate one or more hospital facilities? If "Yes," complete Schedule H		X
b If "Yes" to line 20a, did the organization attach a copy of its audited financial statements to this return?		
21 Did the organization report more than \$5,000 of grants or other assistance to any domestic organization or domestic government on Part IX, column (A), line 1? If "Yes," complete Schedule I, Parts I and II		X

Part IV Checklist of Required Schedules (continued)

Table with 3 columns: Question number, Description, and Yes/No columns. Rows 22-38 cover various IRS requirements regarding grants, compensation, tax-exempt bonds, excess benefit transactions, controlled entities, and contributions.

Part V Statements Regarding Other IRS Filings and Tax Compliance

Check if Schedule O contains a response or note to any line in this Part V

Table with 3 columns: Question number, Description, and Yes/No columns. Rows 1a, 1b, and 1c cover Form 1096 reporting, W-2G forms, and backup withholding rules.

Part V Statements Regarding Other IRS Filings and Tax Compliance (continued)

		Yes	No		
2a	Enter the number of employees reported on Form W-3, Transmittal of Wage and Tax Statements, filed for the calendar year ending with or within the year covered by this return	2a	100		
b	If at least one is reported on line 2a, did the organization file all required federal employment tax returns? Note: If the sum of lines 1a and 2a is greater than 250, you may be required to e-file. See instructions.	2b	X		
3a	Did the organization have unrelated business gross income of \$1,000 or more during the year?	3a		X	
b	If "Yes," has it filed a Form 990-T for this year? If "No" to line 3b, provide an explanation on Schedule O	3b			
4a	At any time during the calendar year, did the organization have an interest in, or a signature or other authority over, a financial account in a foreign country (such as a bank account, securities account, or other financial account)?	4a		X	
b	If "Yes," enter the name of the foreign country ▶ See instructions for filing requirements for FinCEN Form 114, Report of Foreign Bank and Financial Accounts (FBAR).				
5a	Was the organization a party to a prohibited tax shelter transaction at any time during the tax year?	5a		X	
b	Did any taxable party notify the organization that it was or is a party to a prohibited tax shelter transaction?	5b		X	
c	If "Yes" to line 5a or 5b, did the organization file Form 8886-T?	5c			
6a	Does the organization have annual gross receipts that are normally greater than \$100,000, and did the organization solicit any contributions that were not tax deductible as charitable contributions?	6a		X	
b	If "Yes," did the organization include with every solicitation an express statement that such contributions or gifts were not tax deductible?	6b			
7	Organizations that may receive deductible contributions under section 170(c).				
a	Did the organization receive a payment in excess of \$75 made partly as a contribution and partly for goods and services provided to the payor?	7a		X	
b	If "Yes," did the organization notify the donor of the value of the goods or services provided?	7b			
c	Did the organization sell, exchange, or otherwise dispose of tangible personal property for which it was required to file Form 8282?	7c		X	
d	If "Yes," indicate the number of Forms 8282 filed during the year	7d			
e	Did the organization receive any funds, directly or indirectly, to pay premiums on a personal benefit contract?	7e		X	
f	Did the organization, during the year, pay premiums, directly or indirectly, on a personal benefit contract?	7f		X	
g	If the organization received a contribution of qualified intellectual property, did the organization file Form 8899 as required?	7g			
h	If the organization received a contribution of cars, boats, airplanes, or other vehicles, did the organization file a Form 1098-C?	7h			
8	Sponsoring organizations maintaining donor advised funds. Did a donor advised fund maintained by the sponsoring organization have excess business holdings at any time during the year?	8			
9	Sponsoring organizations maintaining donor advised funds.				
a	Did the sponsoring organization make any taxable distributions under section 4966?	9a			
b	Did the sponsoring organization make a distribution to a donor, donor advisor, or related person?	9b			
10	Section 501(c)(7) organizations. Enter:				
a	Initiation fees and capital contributions included on Part VIII, line 12	10a			
b	Gross receipts, included on Form 990, Part VIII, line 12, for public use of club facilities	10b			
11	Section 501(c)(12) organizations. Enter:				
a	Gross income from members or shareholders	11a			
b	Gross income from other sources (Do not net amounts due or paid to other sources against amounts due or received from them.)	11b			
12a	Section 4947(a)(1) non-exempt charitable trusts. Is the organization filing Form 990 in lieu of Form 1041?	12a			
b	If "Yes," enter the amount of tax-exempt interest received or accrued during the year	12b			
13	Section 501(c)(29) qualified nonprofit health insurance issuers.				
a	Is the organization licensed to issue qualified health plans in more than one state? Note: See the instructions for additional information the organization must report on Schedule O.	13a			
b	Enter the amount of reserves the organization is required to maintain by the states in which the organization is licensed to issue qualified health plans	13b			
c	Enter the amount of reserves on hand	13c			
14a	Did the organization receive any payments for indoor tanning services during the tax year?	14a		X	
b	If "Yes," has it filed a Form 720 to report these payments? If "No," provide an explanation on Schedule O	14b			
15	Is the organization subject to the section 4960 tax on payment(s) of more than \$1,000,000 in remuneration or excess parachute payment(s) during the year If "Yes," see the instructions and file Form 4720, Schedule N.	15		X	
16	Is the organization an educational institution subject to the section 4968 excise tax on net investment income? If "Yes," complete Form 4720, Schedule O.	16		X	
17	Section 501(c)(21) organizations. Did the trust, any disqualified person, or mine operator engage in any activities that would result in the imposition of an excise tax under section 4951, 4952 or 4953? If "Yes," complete Form 6069.	17			

Part VI

Governance, Management, and Disclosure For each "Yes" response to lines 2 through 7b below, and for a "No" response to line 8a, 8b, or 10b below, describe the circumstances, processes, or changes on Schedule O. See instructions. Check if Schedule O contains a response or note to any line in this Part VI.

X

Section A. Governing Body and Management

Table with 4 columns: Question, 1a, 1b, Yes, No. Rows include questions about voting members, family relationships, management delegation, and governance decisions.

Section B. Policies (This Section B requests information about policies not required by the Internal Revenue Code.)

Table with 4 columns: Question, Yes, No. Rows include questions about local chapters, written policies, conflict of interest, whistleblower, and document retention.

Section C. Disclosure

- 17 List the states with which a copy of this Form 990 is required to be filed CA
18 Section 6104 requires an organization to make its Forms 1023 (1024 or 1024-A, if applicable), 990, and 990-T (section 501(c)(3)s only) available for public inspection. Indicate how you made these available. Check all that apply.
19 Describe on Schedule O whether (and if so, how) the organization made its governing documents, conflict of interest policy, and financial statements available to the public during the tax year.
20 State the name, address, and telephone number of the person who possesses the organization's books and records

Allison Barclay (760) 728-5871
445 E Ivy St, Fallbrook, CA 92028

Part VII Compensation of Officers, Directors, Trustees, Key Employees, Highest Compensated Employees, and Independent Contractors

Check if Schedule O contains a response or note to any line in this Part VII

Section A. Officers, Directors, Trustees, Key Employees, and Highest Compensated Employees

1a Complete this table for all persons required to be listed. Report compensation for the calendar year ending with or within the organization's tax year.

- List all of the organization's **current** officers, directors, trustees (whether individuals or organizations), regardless of amount of compensation. Enter -0- in columns (D), (E), and (F) if no compensation was paid.
- List all of the organization's **current** key employees, if any. See the instructions for definition of "key employee."
- List the organization's five **current** highest compensated employees (other than an officer, director, trustee, or key employee) who received reportable compensation (box 5 of Form W-2, Form 1099-MISC, and/or box 1 of Form 1099-NEC) of more than \$100,000 from the organization and any related organizations.
- List all of the organization's **former** officers, key employees, and highest compensated employees who received more than \$100,000 of reportable compensation from the organization and any related organizations.
- List all of the organization's **former directors or trustees** that received, in the capacity as a former director or trustee of the organization, more than \$10,000 of reportable compensation from the organization and any related organizations.

See the instructions for the order in which to list the persons above.

Check this box if neither the organization nor any related organization compensated any current officer, director, or trustee.

(A) Name and title	(B) Average hours per week (list any hours for related organizations below dotted line)	(C) Position (do not check more than one box, unless person is both an officer and a director/trustee)						(D) Reportable compensation from the organization (W-2/1099-MISC/1099-NEC)	(E) Reportable compensation from related organizations (W-2/1099-MISC/1099-NEC)	(F) Estimated amount of other compensation from the organization and related organizations
		Individual director or trustee	Institutional trustee	Officer	Key employee	Highest compensated employee	Former			
(1) Allison Barclay Executive Director	40.00 0.00			X			101,758		2,042	
(2) Chet Bierbraurer Director	1.00 0.00	X								
(3) Chris Catania Second VP	2.00 0.00	X		X						
(4) Steve Grimm Director	1.00 0.00	X								
(5) Mike Edelstein Immediate Past President	2.00 0.00	X		X						
(6) Dale Mitchell Board President	2.00 0.00	X		X						
(7) Paul Norberg Treasurer	2.00 0.00	X		X						
(8) Roy Quinn Director	1.00 0.00	X								
(9) Donna Reisbeck-Stoewer Director	1.00 0.00	X								
(10) Jim Short Director	1.00 0.00	X								
(11) Louise Small Director	1.00 0.00	X								
(12) Siegrid Stillman Secretary	2.00 0.00	X		X						
(13) Dale Tattersall Director	1.00 0.00	X								
(14) Deborah Zoller Director	1.00 0.00	X								

Part VII Section A. Officers, Directors, Trustees, Key Employees, and Highest Compensated Employees (continued)

(A) Name and title	(B) Average hours per week (list any hours for related organizations below dotted line)	(C) Position (do not check more than one box, unless person is both an officer and a director/trustee)						(D) Reportable compensation from the organization (W-2/1099-MISC/1099-NEC)	(E) Reportable compensation from related organizations (W-2/1099-MISC/1099-NEC)	(F) Estimated amount of other compensation from the organization and related organizations
		Individual trustee or director	Institutional trustee	Officer	Key employee	Highest compensated employee	Former			
(15)										
(16)										
(17)										
(18)										
(19)										
(20)										
(21)										
(22)										
(23)										
(24)										
(25)										
1b Subtotal							101,758	0	2,042	
c Total from continuation sheets to Part VII, Section A							0	0	0	
d Total (add lines 1b and 1c)							101,758	0	2,042	

2 Total number of individuals (including but not limited to those listed above) who received more than \$100,000 of reportable compensation from the organization 1

	Yes	No
3 Did the organization list any former officer, director, trustee, key employee, or highest compensated employee on line 1a? If "Yes," complete Schedule J for such individual.		X
4 For any individual listed on line 1a, is the sum of reportable compensation and other compensation from the organization and related organizations greater than \$150,000? If "Yes," complete Schedule J for such individual.		X
5 Did any person listed on line 1a receive or accrue compensation from any unrelated organization or individual for services rendered to the organization? If "Yes," complete Schedule J for such person.		X

Section B. Independent Contractors

1 Complete this table for your five highest compensated independent contractors that received more than \$100,000 of compensation from the organization. Report compensation for the calendar year ending with or within the organization's tax year.

(A) Name and business address	(B) Description of services	(C) Compensation
		0
		0
		0
		0
		0

2 Total number of independent contractors (including but not limited to those listed above) who received more than \$100,000 of compensation from the organization 0

Part VIII Statement of Revenue

Check if Schedule O contains a response or note to any line in this Part VIII.

			(A) Total revenue	(B) Related or exempt function revenue	(C) Unrelated business revenue	(D) Revenue excluded from tax under sections 512-514	
Contributions, Gifts, Grants and Other Similar Amounts	1a	Federated campaigns	0				
	1b	Membership dues	24,269				
	1c	Fundraising events	0				
	1d	Related organizations	0				
	1e	Government grants (contributions)	1,336,720				
	1f	All other contributions, gifts, grants, and similar amounts not included above	273,317				
	1g	Noncash contributions included in lines 1a-1f	\$ 3,151				
	1h	Total. Add lines 1a-1f	1,634,306				
	Program Service Revenue	Business Code					
2a		Youth Program and League Fees	900099	213,119	213,119		
b				0			
c				0			
d				0			
e				0			
2f		All other program service revenue		0			
2g	Total. Add lines 2a-2f		213,119				
Other Revenue	3	Investment income (including dividends, interest, and other similar amounts)		1,912		1,912	
	4	Income from investment of tax-exempt bond proceeds		0			
	5	Royalties		0			
	6a	Gross rents	(i) Real				
			(ii) Personal				
			6a				
	6b	Less: rental expenses					
	6c	Rental income or (loss)	0	0			
	6d	Net rental income or (loss)		0			
	7a	Gross amount from sales of assets other than inventory	(i) Securities				
			(ii) Other				
			7a	0	0		
	7b	Less: cost or other basis and sales expenses		0	0		
	7c	Gain or (loss)		0	0		
	7d	Net gain or (loss)		0			
8a	Gross income from fundraising events (not including \$ of contributions reported on line 1c See Part IV, line 18)						
8b	Less: direct expenses		256,376	89,706			
8c	Net income or (loss) from fundraising events		166,670		166,670		
9a	Gross income from gaming activities. See Part IV, line 19						
9b	Less: direct expenses		0	0			
9c	Net income or (loss) from gaming activities		0				
10a	Gross sales of inventory, less returns and allowances						
10b	Less: cost of goods sold		0	0			
10c	Net income or (loss) from sales of inventory		0				
Miscellaneous Revenue	Business Code						
	11a			0			
	b			0			
	c			0			
	d	All other revenue		0			
11e	Total. Add lines 11a-11d		0				
12	Total revenue. See instructions		2,016,007	213,119	0	168,582	

Part IX Statement of Functional Expenses

Section 501(c)(3) and 501(c)(4) organizations must complete all columns. All other organizations must complete column (A).

Check if Schedule O contains a response or note to any line in this Part IX

Do not include amounts reported on lines 6b, 7b, 8b, 9b, and 10b of Part VIII.		(A) Total expenses	(B) Program service expenses	(C) Management and general expenses	(D) Fundraising expenses
1	Grants and other assistance to domestic organizations domestic governments. See Part IV, line 21	0			
2	Grants and other assistance to domestic individuals. See Part IV, line 22	0			
3	Grants and other assistance to foreign organizations, foreign governments, and foreign individuals. See Part IV, lines 15 and 16	0			
4	Benefits paid to or for members	0			
5	Compensation of current officers, directors, trustees, and key employees	101,758	89,541	12,211	
6	Compensation not included above to disqualified persons (as defined under section 4958(f)(1)) and persons described in section 4958(c)(3)(B)	0			
7	Other salaries and wages	1,197,158	1,069,450	187,708	
8	Pension plan accruals and contributions (include section 401(k) and 403(b) employer contributions)	48,297	40,863	7,434	
9	Other employee benefits	44,890	37,981	6,909	
10	Payroll taxes	97,197	82,237	14,960	
11	Fees for services (nonemployees):				
a	Management	0			
b	Legal	0			
c	Accounting	66,931	8,158	48,773	
d	Lobbying	0			
e	Professional fundraising services. See Part IV, line 17	0			
f	Investment management fees	0			
g	Other. (If line 11g amount exceeds 10% of line 25, column (A), amount, list line 11g expenses on Schedule O.)	35,729	35,729		
12	Advertising and promotion	5,120	839	4,281	
13	Office expenses	91,934	86,849	5,085	
14	Information technology	10,999	7,353	3,646	
15	Royalties	0			
16	Occupancy	80,873	71,909	8,964	
17	Travel	15,965	15,965		
18	Payments of travel or entertainment expenses for any federal, state, or local public officials	0			
19	Conferences, conventions, and meetings	6,469	2,262	4,207	
20	Interest	0			
21	Payments to affiliates	0			
22	Depreciation, depletion, and amortization	88,130	80,551	7,579	0
23	Insurance	30,064	27,058	3,006	
24	Other expenses. Itemize expenses not covered above. (List miscellaneous expenses on line 24e. If line 24e amount exceeds 10% of line 25, column (A), amount, list line 24e expenses on Schedule O.)				
a	Dues and Subscriptions	19,780	12,482	7,298	
b	Equipment Repair and Maintenance	19,751	17,384	2,367	
c	Personnel Expenses	25,473	23,324	2,149	
d	Snack Program	44,078	44,078		
e	All other expenses	0			
25	Total functional expenses. Add lines 1 through 24e	2,020,596	1,694,019	326,577	0
26	Joint costs. Complete this line only if the organization reported in column (B) joint costs from a combined educational campaign and fundraising solicitation. Check here <input type="checkbox"/> if following SOP 98-2 (ASC 958-720)				

Part X Balance Sheet

Check if Schedule O contains a response or note to any line in this Part X.

		(A)		(B)
		Beginning of year		End of year
Assets	1 Cash—non-interest-bearing	494,439	1	1,020,079
	2 Savings and temporary cash investments	193,164	2	204,451
	3 Pledges and grants receivable, net	631,433	3	227,213
	4 Accounts receivable, net	20,000	4	0
	5 Loans and other receivables from any current or former officer, director, trustee, key employee, creator or founder, substantial contributor, or 35% controlled entity or family member of any of these persons	0	5	
	6 Loans and other receivables from other disqualified persons (as defined under section 4958(f)(1)), and persons described in section 4958(c)(3)(B)	0	6	
	7 Notes and loans receivable, net	0	7	0
	8 Inventories for sale or use	0	8	
	9 Prepaid expenses and deferred charges	7,239	9	5,003
	10a Land, buildings, and equipment: cost or other basis. Complete Part VI of Schedule D	10a 2,675,210		
	b Less: accumulated depreciation	10b 1,745,346	984,386	10c 929,864
	11 Investments—publicly traded securities	0	11	0
	12 Investments—other securities. See Part IV, line 11	0	12	0
	13 Investments—program-related. See Part IV, line 11	0	13	0
	14 Intangible assets	0	14	0
	15 Other assets. See Part IV, line 11	0	15	0
16 Total assets. Add lines 1 through 15 (must equal line 33)		2,330,661	16	2,386,610
Liabilities	17 Accounts payable and accrued expenses	65,236	17	102,813
	18 Grants payable	0	18	
	19 Deferred revenue	0	19	23,250
	20 Tax-exempt bond liabilities	0	20	
	21 Escrow or custodial account liability. Complete Part IV of Schedule D	0	21	
	22 Loans and other payables to any current or former officer, director, trustee, key employee, creator or founder, substantial contributor, or 35% controlled entity or family member of any of these persons	0	22	
	23 Secured mortgages and notes payable to unrelated third parties	0	23	0
	24 Unsecured notes and loans payable to unrelated third parties	0	24	0
	25 Other liabilities (including federal income tax payables to related third parties, and other liabilities not included on lines 17–24). Complete Part X of Schedule D	0	25	0
	26 Total liabilities. Add lines 17 through 25		65,236	26
Net Assets or Fund Balances	Organizations that follow FASB ASC 958, check here <input checked="" type="checkbox"/> and complete lines 27, 28, 32, and 33.			
	27 Net assets without donor restrictions	2,265,425	27	2,253,187
	28 Net assets with donor restrictions	0	28	7,360
	Organizations that do not follow FASB ASC 958, check here <input type="checkbox"/> and complete lines 29 through 33.			
	29 Capital stock or trust principal, or current funds	0	29	
	30 Paid-in or capital surplus, or land, building, or equipment fund	0	30	
	31 Retained earnings, endowment, accumulated income, or other funds	0	31	
32 Total net assets or fund balances		2,265,425	32	2,260,547
33 Total liabilities and net assets/fund balances		2,330,661	33	2,386,610

Part XI Reconciliation of Net Assets

Check if Schedule O contains a response or note to any line in this Part XI

1	Total revenue (must equal Part VIII, column (A), line 12)	1	2,016,007
2	Total expenses (must equal Part IX, column (A), line 25)	2	2,020,596
3	Revenue less expenses. Subtract line 2 from line 1	3	-4,589
4	Net assets or fund balances at beginning of year (must equal Part X, line 32, column (A))	4	2,265,425
5	Net unrealized gains (losses) on investments	5	-289
6	Donated services and use of facilities	6	
7	Investment expenses	7	
8	Prior period adjustments	8	
9	Other changes in net assets or fund balances (explain on Schedule O)	9	
10	Net assets or fund balances at end of year. Combine lines 3 through 9 (must equal Part X, line 32, column (B))	10	2,260,547

Part XII Financial Statements and Reporting

Check if Schedule O contains a response or note to any line in this Part XII

	Yes	No
1 Accounting method used to prepare the Form 990: <input type="checkbox"/> Cash <input checked="" type="checkbox"/> Accrual <input type="checkbox"/> Other If the organization changed its method of accounting from a prior year or checked "Other," explain on Schedule O.		
2a Were the organization's financial statements compiled or reviewed by an independent accountant? If "Yes," check a box below to indicate whether the financial statements for the year were compiled or reviewed on a separate basis, consolidated basis, or both: <input type="checkbox"/> Separate basis <input type="checkbox"/> Consolidated basis <input type="checkbox"/> Both consolidated and separate basis		X
b Were the organization's financial statements audited by an independent accountant? If "Yes," check a box below to indicate whether the financial statements for the year were audited on a separate basis, consolidated basis, or both: <input checked="" type="checkbox"/> Separate basis <input type="checkbox"/> Consolidated basis <input type="checkbox"/> Both consolidated and separate basis	X	
c If "Yes" to line 2a or 2b, does the organization have a committee that assumes responsibility for oversight of the audit, review, or compilation of its financial statements and selection of an independent accountant? If the organization changed either its oversight process or selection process during the tax year, explain on Schedule O.	X	
3a As a result of a federal award, was the organization required to undergo an audit or audits as set forth in the Single Audit Act and OMB Circular A-133?		X
b If "Yes," did the organization undergo the required audit or audits? If the organization did not undergo the required audit or audits, explain why on Schedule O and describe any steps taken to undergo such audits.		

Depreciation and Amortization

Form **4562**

(Including Information on Listed Property)

2021

Department of the Treasury
Internal Revenue Service (99)

▶ Attach to your tax return.

Attachment
Sequence No. **179**

▶ Go to www.irs.gov/Form4562 for instructions and the latest information.

Name(s) shown on return Boys & Girls Club of North County	Business or activity to which this form relates 990	Identifying number 95-2241614
--	--	----------------------------------

Part I Election To Expense Certain Property Under Section 179

Note: If you have any listed property, complete Part V before you complete Part I.

1 Maximum amount (see instructions)	1	
2 Total cost of section 179 property placed in service (see instructions)	2	
3 Threshold cost of section 179 property before reduction in limitation (see instructions)	3	
4 Reduction in limitation. Subtract line 3 from line 2. If zero or less, enter -0-	4	0
5 Dollar limitation for tax year. Subtract line 4 from line 1. If zero or less, enter -0-. If married filing separately, see instructions	5	0
6		
(a) Description of property	(b) Cost (business use only)	(c) Elected cost
7		
7 Listed property. Enter the amount from line 29	7	
8 Total elected cost of section 179 property. Add amounts in column (c), lines 6 and 7	8	0
9 Tentative deduction. Enter the smaller of line 5 or line 8	9	0
10 Carryover of disallowed deduction from line 13 of your 2020 Form 4562.	10	
11 Business income limitation. Enter the smaller of business income (not less than zero) or line 5. See instructions	11	
12 Section 179 expense deduction. Add lines 9 and 10, but don't enter more than line 11	12	0
13 Carryover of disallowed deduction to 2022. Add lines 9 and 10, less line 12	13	0

Note: Don't use Part II or Part III below for listed property. Instead, use Part V.

Part II Special Depreciation Allowance and Other Depreciation (Don't include listed property. See instructions.)

14 Special depreciation allowance for qualified property (other than listed property) placed in service during the tax year. See instructions	14	
15 Property subject to section 168(f)(1) election	15	
16 Other depreciation (including ACRS)	16	

Part III MACRS Depreciation (Don't include listed property. See instructions.)

Section A

17 MACRS deductions for assets placed in service in tax years beginning before 2021	17	87,830
18 If you are electing to group any assets placed in service during the tax year into one or more general asset accounts, check here <input type="checkbox"/>		

Section B - Assets Placed in Service During 2021 Tax Year Using the General Depreciation System

(a) Classification of property	(b) Month and year placed in service	(c) Basis for depreciation (business/investment use only—see instructions)	(d) Recovery period	(e) Convention	(f) Method	(g) Depreciation deduction
19 a 3-year property						
b 5-year property						
c 7-year property		4,203	7	FM	SL	300
d 10-year property						
e 15-year property						
f 20-year property						
g 25-year property			25 yrs.		S/L	
h Residential rental property			27.5 yrs.	MM	S/L	
i Nonresidential real property			39 yrs.	MM	S/L	
				MM	S/L	

Section C - Assets Placed in Service During 2021 Tax Year Using the Alternative Depreciation System

20 a Class life					S/L
b 12-year			12 yrs.		S/L
c 30-year			30 yrs.	MM	S/L
d 40-year			40 yrs.	MM	S/L

Part IV Summary (See instructions.)

21 Listed property. Enter amount from line 28	21	
22 Total. Add amounts from line 12, lines 14 through 17, lines 19 and 20 in column (g), and line 21. Enter here and on the appropriate lines of your return. Partnerships and S corporations—see instructions	22	88,130
23 For assets shown above and placed in service during the current year, enter the portion of the basis attributable to section 263A costs	23	

For Paperwork Reduction Act Notice, see separate instructions.

SCHEDULE A
(Form 990)

Public Charity Status and Public Support

OMB No. 1545-0047

2021

Open to Public Inspection

Department of the Treasury
Internal Revenue Service

Complete if the organization is a section 501(c)(3) organization or a section 4947(a)(1) nonexempt charitable trust.

▶ Attach to Form 990 or Form 990-EZ.

▶ Go to www.irs.gov/Form990 for instructions and the latest information.

Name of the organization

Boys & Girls Club of North County

Employer identification number

95-2241614

Part I Reason for Public Charity Status. (All organizations must complete this part.) See instructions.

The organization is not a private foundation because it is: (For lines 1 through 12, check only one box.)

- 1 A church, convention of churches, or association of churches described in **section 170(b)(1)(A)(i)**.
- 2 A school described in **section 170(b)(1)(A)(ii)**. (Attach Schedule E (Form 990).)
- 3 A hospital or a cooperative hospital service organization described in **section 170(b)(1)(A)(iii)**.
- 4 A medical research organization operated in conjunction with a hospital described in **section 170(b)(1)(A)(iii)**. Enter the hospital's name, city, and state: _____
- 5 An organization operated for the benefit of a college or university owned or operated by a governmental unit described in **section 170(b)(1)(A)(iv)**. (Complete Part II.)
- 6 A federal, state, or local government or governmental unit described in **section 170(b)(1)(A)(v)**.
- 7 An organization that normally receives a substantial part of its support from a governmental unit or from the general public described in **section 170(b)(1)(A)(vi)**. (Complete Part II.)
- 8 A community trust described in **section 170(b)(1)(A)(vi)**. (Complete Part II.)
- 9 An agricultural research organization described in **section 170(b)(1)(A)(ix)** operated in conjunction with a land-grant college or university or a non-land-grant college of agriculture (see instructions). Enter the name, city, and state of the college or university: _____
- 10 An organization that normally receives (1) more than 33 1/3% of its support from contributions, membership fees, and gross receipts from activities related to its exempt functions, subject to certain exceptions; and (2) no more than 33 1/3% of its support from gross investment income and unrelated business taxable income (less section 511 tax) from businesses acquired by the organization after June 30, 1975. See **section 509(a)(2)**. (Complete Part III.)
- 11 An organization organized and operated exclusively to test for public safety. See **section 509(a)(4)**.
- 12 An organization organized and operated exclusively for the benefit of, to perform the functions of, or to carry out the purposes of one or more publicly supported organizations described in **section 509(a)(1)** or **section 509(a)(2)**. See **section 509(a)(3)**. Check the box on lines 12a through 12d that describes the type of supporting organization and complete lines 12e, 12f, and 12g.
 - a **Type I.** A supporting organization operated, supervised, or controlled by its supported organization(s), typically by giving the supported organization(s) the power to regularly appoint or elect a majority of the directors or trustees of the supporting organization. **You must complete Part IV, Sections A and B.**
 - b **Type II.** A supporting organization supervised or controlled in connection with its supported organization(s), by having control or management of the supporting organization vested in the same persons that control or manage the supported organization(s). **You must complete Part IV, Sections A and C.**
 - c **Type III functionally integrated.** A supporting organization operated in connection with, and functionally integrated with, its supported organization(s) (see instructions). **You must complete Part IV, Sections A, D, and E.**
 - d **Type III non-functionally integrated.** A supporting organization operated in connection with its supported organization(s) that is not functionally integrated. The organization generally must satisfy a distribution requirement and an attentiveness requirement (see instructions). **You must complete Part IV, Sections A and D, and Part V.**
 - e Check this box if the organization received a written determination from the IRS that it is a Type I, Type II, Type III functionally integrated, or Type III non-functionally integrated supporting organization.
 - f Enter the number of supported organizations: 0
- g Provide the following information about the supported organization(s).

(i) Name of supported organization	(ii) EIN	(iii) Type of organization (described on lines 1-10 above (see instructions))	(iv) Is the organization listed in your governing document?		(v) Amount of monetary support (see instructions)	(vi) Amount of other support (see instructions)
			Yes	No		
(A)						
(B)						
(C)						
(D)						
(E)						
Total					0	0

Part II

Support Schedule for Organizations Described in Sections 170(b)(1)(A)(iv) and 170(b)(1)(A)(vi)

(Complete only if you checked the box on line 5, 7, or 8 of Part I or if the organization failed to qualify under Part III. If the organization fails to qualify under the tests listed below, please complete Part III.)

Section A. Public Support

Calendar year (or fiscal year beginning in)	(a) 2017	(b) 2018	(c) 2019	(d) 2020	(e) 2021	(f) Total
1 Gifts, grants, contributions, and membership fees received. (Do not include any "unusual grants.")	1,709,857	1,691,763	1,545,530	2,639,152	2,105,713	9,692,015
2 Tax revenues levied for the organization's benefit and either paid to or expended on its behalf						0
3 The value of services or facilities furnished by a governmental unit to the organization without charge						0
4 Total. Add lines 1 through 3	1,709,857	1,691,763	1,545,530	2,639,152	2,105,713	9,692,015
5 The portion of total contributions by each person (other than a governmental unit or publicly supported organization) included on line 1 that exceeds 2% of the amount shown on line 11, column (f)						
6 Public support. Subtract line 5 from line 4						9,692,015

Section B. Total Support

Calendar year (or fiscal year beginning in)	(a) 2017	(b) 2018	(c) 2019	(d) 2020	(e) 2021	(f) Total
7 Amounts from line 4	1,709,857	1,691,763	1,545,530	2,639,152	2,105,713	9,692,015
8 Gross income from interest, dividends, payments received on securities loans, rents, royalties, and income from similar sources	227	361	515	91	1,912	3,106
9 Net income from unrelated business activities, whether or not the business is regularly carried on						0
10 Other income. Do not include gain or loss from the sale of capital assets (Explain in Part VI.)		1,465	2,611			4,076
11 Total support. Add lines 7 through 10						9,699,197
12 Gross receipts from related activities, etc. (see instructions)					12	
13 First 5 years. If the Form 990 is for the organization's first, second, third, fourth, or fifth tax year as a section 501(c)(3) organization, check this box and stop here						<input type="checkbox"/>

Section C. Computation of Public Support Percentage

14 Public support percentage for 2021 (line 6, column (f), divided by line 11, column (f))	14	99.93%
15 Public support percentage from 2020 Schedule A, Part II, line 14	15	99.82%
16a 33 1/3% support test—2021. If the organization did not check the box on line 13, and line 14 is 33 1/3% or more, check this box and stop here. The organization qualifies as a publicly supported organization		<input checked="" type="checkbox"/>
b 33 1/3% support test—2020. If the organization did not check a box on line 13 or 16a, and line 15 is 33 1/3% or more, check this box and stop here. The organization qualifies as a publicly supported organization		<input type="checkbox"/>
17a 10%-facts-and-circumstances test—2021. If the organization did not check a box on line 13, 16a, or 16b, and line 14 is 10% or more, and if the organization meets the facts-and-circumstances test, check this box and stop here. Explain in Part VI how the organization meets the facts-and-circumstances test. The organization qualifies as a publicly supported organization		<input type="checkbox"/>
b 10%-facts-and-circumstances test—2020. If the organization did not check a box on line 13, 16a, 16b, or 17a, and line 15 is 10% or more, and if the organization meets the facts-and-circumstances test, check this box and stop here. Explain in Part VI how the organization meets the facts-and-circumstances test. The organization qualifies as a publicly supported organization		<input type="checkbox"/>
18 Private foundation. If the organization did not check a box on line 13, 16a, 16b, 17a, or 17b, check this box and see instructions		<input type="checkbox"/>

Part III Support Schedule for Organizations Described in Section 509(a)(2)

(Complete only if you checked the box on line 10 of Part I or if the organization failed to qualify under Part II. If the organization fails to qualify under the tests listed below, please complete Part II.)

Section A. Public Support

Table with 7 columns: (a) 2017, (b) 2018, (c) 2019, (d) 2020, (e) 2021, (f) Total. Rows include: 1 Gifts, grants, contributions, and membership fees received; 2 Gross receipts from admissions, merchandise sold or services performed; 3 Gross receipts from activities that are not an unrelated trade or business; 4 Tax revenues levied for the organization's benefit; 5 The value of services or facilities furnished by a governmental unit; 6 Total. Add lines 1 through 5; 7a Amounts included on lines 1, 2, and 3 received from disqualified persons; 7b Amounts included on lines 2 and 3 received from other than disqualified persons; 7c Add lines 7a and 7b; 8 Public support (Subtract line 7c from line 6.).

Section B. Total Support

Table with 7 columns: (a) 2017, (b) 2018, (c) 2019, (d) 2020, (e) 2021, (f) Total. Rows include: 9 Amounts from line 6; 10a Gross income from interest, dividends, payments received on securities loans, rents, royalties, and income from similar sources; 10b Unrelated business taxable income (less section 511 taxes) from businesses acquired after June 30, 1975; 10c Add lines 10a and 10b; 11 Net income from unrelated business activities not included on line 10b; 12 Other income. Do not include gain or loss from the sale of capital assets; 13 Total support. (Add lines 9, 10c, and 12.); 14 First 5 years. If the Form 990 is for the organization's first, second, third, fourth, or fifth tax year as a section 501(c)(3) organization, check this box and stop here.

Section C. Computation of Public Support Percentage

Table with 3 columns: Line number, Description, and Percentage. Rows: 15 Public support percentage for 2021 (line 8, column (f), divided by line 13, column (f)) - 15 - 0.00%; 16 Public support percentage from 2020 Schedule A, Part III, line 15 - 16 - 0.00%

Section D. Computation of Investment Income Percentage

Table with 3 columns: Line number, Description, and Percentage. Rows: 17 Investment income percentage for 2021 (line 10c, column (f), divided by line 13, column (f)) - 17 - 0.00%; 18 Investment income percentage from 2020 Schedule A, Part III, line 17 - 18 - 0.00%

19a 33 1/3% support tests—2021. If the organization did not check the box on line 14, and line 15 is more than 33 1/3%, and line 17 is not more than 33 1/3%, check this box and stop here. The organization qualifies as a publicly supported organization.

b 33 1/3% support tests—2020. If the organization did not check a box on line 14 or line 19a, and line 16 is more than 33 1/3%, and line 18 is not more than 33 1/3%, check this box and stop here. The organization qualifies as a publicly supported organization.

20 Private foundation. If the organization did not check a box on line 14, 19a, or 19b, check this box and see instructions.

Part IV Supporting Organizations

(Complete only if you checked a box in line 12 on Part I. If you checked box 12a, Part I, complete Sections A and B. If you checked box 12b, Part I, complete Sections A and C. If you checked box 12c, Part I, complete Sections A, D, and E. If you checked box 12d, Part I, complete Sections A and D, and complete Part V.)

Section A. All Supporting Organizations

	Yes	No
1 Are all of the organization's supported organizations listed by name in the organization's governing documents? <i>If "No," describe in Part VI how the supported organizations are designated. If designated by class or purpose, describe the designation. If historic and continuing relationship, explain.</i>		
2 Did the organization have any supported organization that does not have an IRS determination of status under section 509(a)(1) or (2)? <i>If "Yes," explain in Part VI how the organization determined that the supported organization was described in section 509(a)(1) or (2).</i>		
3a Did the organization have a supported organization described in section 501(c)(4), (5), or (6)? <i>If "Yes," answer lines 3b and 3c below.</i>		
b Did the organization confirm that each supported organization qualified under section 501(c)(4), (5), or (6) and satisfied the public support tests under section 509(a)(2)? <i>If "Yes," describe in Part VI when and how the organization made the determination.</i>		
c Did the organization ensure that all support to such organizations was used exclusively for section 170(c)(2)(B) purposes? <i>If "Yes," explain in Part VI what controls the organization put in place to ensure such use.</i>		
4a Was any supported organization not organized in the United States ("foreign supported organization")? <i>If "Yes," and if you checked box 12a or 12b in Part I, answer lines 4b and 4c below.</i>		
b Did the organization have ultimate control and discretion in deciding whether to make grants to the foreign supported organization? <i>If "Yes," describe in Part VI how the organization had such control and discretion despite being controlled or supervised by or in connection with its supported organizations.</i>		
c Did the organization support any foreign supported organization that does not have an IRS determination under sections 501(c)(3) and 509(a)(1) or (2)? <i>If "Yes," explain in Part VI what controls the organization used to ensure that all support to the foreign supported organization was used exclusively for section 170(c)(2)(B) purposes.</i>		
5a Did the organization add, substitute, or remove any supported organizations during the tax year? <i>If "Yes," answer lines 5b and 5c below (if applicable). Also, provide detail in Part VI, including (i) the names and EIN numbers of the supported organizations added, substituted, or removed; (ii) the reasons for each such action; (iii) the authority under the organization's organizing document authorizing such action; and (iv) how the action was accomplished (such as by amendment to the organizing document).</i>		
b Type I or Type II only. Was any added or substituted supported organization part of a class already designated in the organization's organizing document?		
c Substitutions only. Was the substitution the result of an event beyond the organization's control?		
6 Did the organization provide support (whether in the form of grants or the provision of services or facilities) to anyone other than (i) its supported organizations, (ii) individuals that are part of the charitable class benefited by one or more of its supported organizations, or (iii) other supporting organizations that also support or benefit one or more of the filing organization's supported organizations? <i>If "Yes," provide detail in Part VI.</i>		
7 Did the organization provide a grant, loan, compensation, or other similar payment to a substantial contributor (as defined in section 4958(c)(3)(C)), a family member of a substantial contributor, or a 35% controlled entity with regard to a substantial contributor? <i>If "Yes," complete Part I of Schedule L (Form 990).</i>		
8 Did the organization make a loan to a disqualified person (as defined in section 4958) not described on line 7? <i>If "Yes," complete Part I of Schedule L (Form 990).</i>		
9a Was the organization controlled directly or indirectly at any time during the tax year by one or more disqualified persons (as defined in section 4946 (other than foundation managers and organizations described in section 509(a)(1) or (2)))? <i>If "Yes," provide detail in Part VI.</i>		
b Did one or more disqualified persons (as defined on line 9a) hold a controlling interest in any entity in which the supporting organization had an interest? <i>If "Yes," provide detail in Part VI.</i>		
c Did a disqualified person (as defined on line 9a) have an ownership interest in, or derive any personal benefit from, assets in which the supporting organization also had an interest? <i>If "Yes," provide detail in Part VI.</i>		
10a Was the organization subject to the excess business holdings rules of section 4943 because of section 4943(f) (regarding certain Type II supporting organizations, and all Type III non-functionally integrated supporting organizations)? <i>If "Yes," answer line 10b below.</i>		
b Did the organization have any excess business holdings in the tax year? <i>(Use Schedule C, Form 4720, to determine whether the organization had excess business holdings.)</i>		

Part IV Supporting Organizations (continued)

		Yes	No
11	Has the organization accepted a gift or contribution from any of the following persons?		
a	A person who directly or indirectly controls, either alone or together with persons described on lines 11b and 11c below, the governing body of a supported organization?		
b	A family member of a person described on line 11a above?		
c	A 35% controlled entity of a person described on line 11a or 11b above? If "Yes" to line 11a, 11b, or 11c, provide detail in Part VI .		
	11a		
	11b		
	11c		

Section B. Type I Supporting Organizations

		Yes	No
1	Did the governing body, members of the governing body, officers acting in their official capacity, or membership of one or more supported organizations have the power to regularly appoint or elect at least a majority of the organization's officers, directors, or trustees at all times during the tax year? If "No," describe in Part VI how the supported organization(s) effectively operated, supervised, or controlled the organization's activities. If the organization had more than one supported organization, describe how the powers to appoint and/or remove officers, directors, or trustees were allocated among the supported organizations and what conditions or restrictions, if any, applied to such powers during the tax year.		
	1		
2	Did the organization operate for the benefit of any supported organization other than the supported organization(s) that operated, supervised, or controlled the supporting organization? If "Yes," explain in Part VI how providing such benefit carried out the purposes of the supported organization(s) that operated, supervised, or controlled the supporting organization.		
	2		

Section C. Type II Supporting Organizations

		Yes	No
1	Were a majority of the organization's directors or trustees during the tax year also a majority of the directors or trustees of each of the organization's supported organization(s)? If "No," describe in Part VI how control or management of the supporting organization was vested in the same persons that controlled or managed the supported organization(s).		
	1		

Section D. All Type III Supporting Organizations

		Yes	No
1	Did the organization provide to each of its supported organizations, by the last day of the fifth month of the organization's tax year, (i) a written notice describing the type and amount of support provided during the prior tax year, (ii) a copy of the Form 990 that was most recently filed as of the date of notification, and (iii) copies of the organization's governing documents in effect on the date of notification, to the extent not previously provided?		
	1		
2	Were any of the organization's officers, directors, or trustees either (i) appointed or elected by the supported organization(s) or (ii) serving on the governing body of a supported organization? If "No," explain in Part VI how the organization maintained a close and continuous working relationship with the supported organization(s).		
	2		
3	By reason of the relationship described on line 2, above, did the organization's supported organizations have a significant voice in the organization's investment policies and in directing the use of the organization's income or assets at all times during the tax year? If "Yes," describe in Part VI the role the organization's supported organizations played in this regard.		
	3		

Section E. Type III Functionally Integrated Supporting Organizations

1	Check the box next to the method that the organization used to satisfy the Integral Part Test during the year (see instructions).		
a	<input type="checkbox"/> The organization satisfied the Activities Test. Complete line 2 below.		
b	<input type="checkbox"/> The organization is the parent of each of its supported organizations. Complete line 3 below.		
c	<input type="checkbox"/> The organization supported a governmental entity. Describe in Part VI how you supported a governmental entity (see instructions).		
2	Activities Test. Answer lines 2a and 2b below.		
a	Did substantially all of the organization's activities during the tax year directly further the exempt purposes of the supported organization(s) to which the organization was responsive? If "Yes," then in Part VI identify those supported organizations and explain how these activities directly furthered their exempt purposes, how the organization was responsive to those supported organizations, and how the organization determined that these activities constituted substantially all of its activities.	Yes	No
	2a		
b	Did the activities described on line 2a, above, constitute activities that, but for the organization's involvement, one or more of the organization's supported organization(s) would have been engaged in? If "Yes," explain in Part VI the reasons for the organization's position that its supported organization(s) would have engaged in these activities but for the organization's involvement.		
	2b		
3	Parent of Supported Organizations. Answer lines 3a and 3b below.		
a	Did the organization have the power to regularly appoint or elect a majority of the officers, directors, or trustees of each of the supported organizations? If "Yes" or "No," provide details in Part VI .		
	3a		
b	Did the organization exercise a substantial degree of direction over the policies, programs, and activities of each of its supported organizations? If "Yes," describe in Part VI the role played by the organization in this regard.		
	3b		

Part V Type III Non-Functionally Integrated 509(a)(3) Supporting Organizations

- 1 Check here if the organization satisfied the Integral Part Test as a qualifying trust on Nov. 20, 1970 (explain in Part VI). See instructions. All other Type III non-functionally integrated supporting organizations must complete Sections A through E.

Section A - Adjusted Net Income		(A) Prior Year	(B) Current Year (optional)
1	Net short-term capital gain	1	
2	Recoveries of prior-year distributions	2	
3	Other gross income (see instructions)	3	
4	Add lines 1 through 3.	4	0
5	Depreciation and depletion	5	
6	Portion of operating expenses paid or incurred for production or collection of gross income or for management, conservation, or maintenance of property held for production of income (see instructions)	6	
7	Other expenses (see instructions)	7	
8	Adjusted Net Income (subtract lines 5, 6, and 7 from line 4)	8	0
Section B - Minimum Asset Amount		(A) Prior Year	(B) Current Year (optional)
1	Aggregate fair market value of all non-exempt-use assets (see instructions for short tax year or assets held for part of year):		
a	Average monthly value of securities	1a	
b	Average monthly cash balances	1b	
c	Fair market value of other non-exempt-use assets	1c	
d	Total (add lines 1a, 1b, and 1c)	1d	0
e	Discount claimed for blockage or other factors (explain in detail in Part VI):		
2	Acquisition indebtedness applicable to non-exempt-use assets	2	
3	Subtract line 2 from line 1d.	3	0
4	Cash deemed held for exempt use. Enter 0.015 of line 3 (for greater amount, see instructions).	4	0
5	Net value of non-exempt-use assets (subtract line 4 from line 3)	5	0
6	Multiply line 5 by 0.035.	6	0
7	Recoveries of prior-year distributions	7	0
8	Minimum Asset Amount (add line 7 to line 6)	8	0
Section C - Distributable Amount			Current Year
1	Adjusted net income for prior year (from Section A, line 8, column A)	1	0
2	Enter 0.85 of line 1.	2	0
3	Minimum asset amount for prior year (from Section B, line 8, column A)	3	0
4	Enter greater of line 2 or line 3.	4	0
5	Income tax imposed in prior year	5	
6	Distributable Amount. Subtract line 5 from line 4, unless subject to emergency temporary reduction (see instructions).	6	0
7	<input type="checkbox"/> Check here if the current year is the organization's first as a non-functionally integrated Type III supporting organization (see instructions).		

Part V Type III Non-Functionally Integrated 509(a)(3) Supporting Organizations (continued)

Section D - Distributions		Current Year
1	Amounts paid to supported organizations to accomplish exempt purposes	1
2	Amounts paid to perform activity that directly furthers exempt purposes of supported organizations, in excess of income from activity	2
3	Administrative expenses paid to accomplish exempt purposes of supported organizations	3
4	Amounts paid to acquire exempt-use assets	4
5	Qualified set-aside amounts (prior IRS approval required—provide details in Part VI)	5
6	Other distributions (describe in Part VI). See instructions.	6
7	Total annual distributions. Add lines 1 through 6.	7
8	Distributions to attentive supported organizations to which the organization is responsive (provide details in Part VI). See instructions.	8
9	Distributable amount for 2021 from Section C, line 6	9
10	Line 8 amount divided by line 9 amount	10

Section E - Distribution Allocations (see instructions)	(i) Excess Distributions	(ii) Underdistributions Pre-2021	(iii) Distributable Amount for 2021
1	Distributable amount for 2021 from Section C, line 6		0
2	Underdistributions, if any, for years prior to 2021 (reasonable cause required—explain in Part VI). See instructions.		
3	Excess distributions carryover, if any, to 2021		
a	From 2016 0		
b	From 2017 0		
c	From 2018 0		
d	From 2019 0		
e	From 2020 0		
f	Total of lines 3a through 3e	0	
g	Applied to underdistributions of prior years		0
h	Applied to 2021 distributable amount		0
i	Carryover from 2016 not applied (see instructions)		
j	Remainder. Subtract lines 3g, 3h, and 3i from line 3f	0	
4	Distributions for 2021 from Section D, line 7: \$ 0		
a	Applied to underdistributions of prior years		0
b	Applied to 2021 distributable amount		0
c	Remainder. Subtract lines 4a and 4b from line 4	0	
5	Remaining underdistributions for years prior to 2021, if any. Subtract lines 3g and 4a from line 2. For result greater than zero, explain in Part VI. See instructions.		0
6	Remaining underdistributions for 2021. Subtract lines 3h and 4b from line 1. For result greater than zero, explain in Part VI. See instructions.		0
7	Excess distributions carryover to 2022. Add lines 3j and 4c.	0	
8	Breakdown of line 7		
a	Excess from 2017 0		
b	Excess from 2018 0		
c	Excess from 2019 0		
d	Excess from 2020 0		
e	Excess from 2021 0		

Part VI

Supplemental Information. Provide the explanations required by Part II, line 10; Part II, line 17a or 17b; Part III, line 12; Part IV, Section A, lines 1, 2, 3b, 3c, 4b, 4c, 5a, 6, 9a, 9b, 9c, 11a, 11b, and 11c; Part IV, Section B, lines 1 and 2; Part IV, Section C, line 1; Part IV, Section D, lines 2 and 3; Part IV, Section E, lines 1c, 2a, 2b, 3a, and 3b; Part V, line 1; Part V, Section B, line 1e; Part V, Section D, lines 5, 6, and 8; and Part V, Section E, lines 2, 5, and 6. Also complete this part for any additional information. (See instructions.)

Part II Section B Line 10 This amount of other income is from miscellaneous revenue.

Electronic Filing Only

Schedule B (Form 990)

Schedule of Contributors

OMB No. 1545-0047

Department of the Treasury Internal Revenue Service

Attach to Form 990 or Form 990-PF. Go to www.irs.gov/Form990 for the latest information.

2021

Name of the organization

Boys & Girls Club of North County

Employer identification number

95-2241614

Organization type (check one):

Filers of:

Section:

Form 990 or 990-EZ

[X] 501(c)(3) (enter number) organization

[] 4947(a)(1) nonexempt charitable trust not treated as a private foundation

[] 527 political organization

Form 990-PF

[] 501(c)(3) exempt private foundation

[] 4947(a)(1) nonexempt charitable trust treated as a private foundation

[] 501(c)(3) taxable private foundation

Check if your organization is covered by the General Rule or a Special Rule.

Note: Only a section 501(c)(7), (8), or (10) organization can check boxes for both the General Rule and a Special Rule. See instructions.

General Rule

[X] For an organization filing Form 990, 990-EZ, or 990-PF that received, during the year, contributions totaling \$5,000 or more (in money or property) from any one contributor. Complete Parts I and II. See instructions for determining a contributor's total contributions.

Special Rules

[] For an organization described in section 501(c)(3) filing Form 990 or 990-EZ that met the 33 1/3 % support test of the regulations under sections 509(a)(1) and 170(b)(1)(A)(vi), that checked Schedule A (Form 990), Part II, line 13, 16a, or 16b, and that received from any one contributor, during the year, total contributions of the greater of (1) \$5,000; or (2) 2% of the amount on (i) Form 990, Part VIII, line 1h; or (ii) Form 990-EZ, line 1. Complete Parts I and II.

[] For an organization described in section 501(c)(7), (8), or (10) filing Form 990 or 990-EZ that received from any one contributor, during the year, total contributions of more than \$1,000 exclusively for religious, charitable, scientific, literary, or educational purposes, or for the prevention of cruelty to children or animals. Complete Parts I (entering "N/A" in column (b) instead of the contributor name and address), II, and III.

[] For an organization described in section 501(c)(7), (8), or (10) filing Form 990 or 990-EZ that received from any one contributor, during the year, contributions exclusively for religious, charitable, etc., purposes, but no such contributions totaled more than \$1,000. If this box is checked, enter here the total contributions that were received during the year for an exclusively religious, charitable, etc., purpose. Don't complete any of the parts unless the General Rule applies to this organization because it received nonexclusively religious, charitable, etc., contributions totaling \$5,000 or more during the year \$

Caution: An organization that isn't covered by the General Rule and/or the Special Rules doesn't file Schedule B (Form 990), but it must answer "No" on Part IV, line 2, of its Form 990; or check the box on line H of its Form 990-EZ or on its Form 990-PF, Part I, line 2, to certify that it doesn't meet the filing requirements of Schedule B (Form 990).

SCHEDULE D (Form 990)

Supplemental Financial Statements

OMB No. 1545-0047

2021

Open to Public Inspection

Department of the Treasury Internal Revenue Service

Complete if the organization answered "Yes" on Form 990, Part IV, line 6, 7, 8, 9, 10, 11a, 11b, 11c, 11d, 11e, 11f, 12a, or 12b. Attach to Form 990.

Go to www.irs.gov/Form990 for instructions and the latest information.

Name of the organization

Employer identification number

Boys & Girls Club of North County

95-2241614

Part I Organizations Maintaining Donor Advised Funds or Other Similar Funds or Accounts.

Complete if the organization answered "Yes" on Form 990, Part IV, line 6.

Table with 2 columns: (a) Donor advised funds, (b) Funds and other accounts. Rows include: 1 Total number at end of year, 2 Aggregate value of contributions to (during year), 3 Aggregate value of grants from (during year), 4 Aggregate value at end of year, 5 Did the organization inform all donors and donor advisors in writing that the assets held in donor advised funds are the organization's property, subject to the organization's exclusive legal control?, 6 Did the organization inform all grantees, donors, and donor advisors in writing that grant funds can be used only for charitable purposes and not for the benefit of the donor or donor advisor, or for any other purpose conferring impermissible private benefit?.

Part II Conservation Easements.

Complete if the organization answered "Yes" on Form 990, Part IV, line 7.

Table with 2 columns: Description, Held at the End of the Tax Year. Rows include: 1 Purpose(s) of conservation easements held by the organization (check all that apply), 2 Complete lines 2a through 2d if the organization held a qualified conservation contribution in the form of a conservation easement on the last day of the tax year, 3 Number of conservation easements modified, transferred, released, extinguished, or terminated by the organization during the tax year, 4 Number of states where property subject to conservation easement is located, 5 Does the organization have a written policy regarding the periodic monitoring, inspection, handling of violations, and enforcement of the conservation easements it holds?, 6 Staff and volunteer hours devoted to monitoring, inspecting, handling of violations, and enforcing conservation easements during the year, 7 Amount of expenses incurred in monitoring, inspecting, handling of violations, and enforcing conservation easements during the year, 8 Does each conservation easement reported on line 2(d) above satisfy the requirements of section 170(h)(4)(B)(i) and section 170(h)(4)(B)(ii)?, 9 In Part XIII, describe how the organization reports conservation easements in its revenue and expense statement and balance sheet, and include, if applicable, the text of the footnote to the organization's financial statements that describes the organization's accounting for conservation easements.

Part III Organizations Maintaining Collections of Art, Historical Treasures, or Other Similar Assets.

Complete if the organization answered "Yes" on Form 990, Part IV, line 8.

Table with 2 columns: Description, Amount. Rows include: 1a If the organization elected, as permitted under FASB ASC 958, not to report in its revenue statement and balance sheet works of art, historical treasures, or other similar assets held for public exhibition, education, or research in furtherance of public service, provide in Part XIII the text of the footnote to its financial statements that describes these items, b If the organization elected, as permitted under FASB ASC 958, to report in its revenue statement and balance sheet works of art, historical treasures, or other similar assets held for public exhibition, education, or research in furtherance of public service, provide the following amounts relating to these items: (i) Revenue included on Form 990, Part VIII, line 1, (ii) Assets included in Form 990, Part X, 2 If the organization received or held works of art, historical treasures, or other similar assets for financial gain, provide the following amounts required to be reported under FASB ASC 958 relating to these items: a Revenue included on Form 990, Part VIII, line 1, b Assets included in Form 990, Part X.

Part III Organizations Maintaining Collections of Art, Historical Treasures, or Other Similar Assets (continued)

3 Using the organization's acquisition, accession, and other records, check any of the following that make significant use of its collection items (check all that apply):

- a Public exhibition
- b Scholarly research
- c Preservation for future generations
- d Loan or exchange program
- e Other

4 Provide a description of the organization's collections and explain how they further the organization's exempt purpose in Part XIII.

5 During the year, did the organization solicit or receive donations of art, historical treasures, or other similar assets to be sold to raise funds rather than to be maintained as part of the organization's collection? Yes No

Part IV Escrow and Custodial Arrangements.

Complete if the organization answered "Yes" on Form 990, Part IV, line 9, or reported an amount on Form 990, Part X, line 21.

1a Is the organization an agent, trustee, custodian or other intermediary for contributions or other assets not included on Form 990, Part X? Yes No

b If "Yes," explain the arrangement in Part XIII and complete the following table:

	Amount
c Beginning balance	
d Additions during the year	
e Distributions during the year	
f Ending balance	0

2a Did the organization include an amount on Form 990, Part X, line 21, for escrow or custodial account liability? Yes No

b If "Yes," explain the arrangement in Part XIII. Check here if the explanation has been provided on Part XIII

Part V Endowment Funds.

Complete if the organization answered "Yes" on Form 990, Part IV, line 10.

	(a) Current year	(b) Prior year	(c) Two years back	(d) Three years back	(e) Four years back
1a Beginning of year balance					
b Contributions					
c Net investment earnings, gains, and losses					
d Grants or scholarships					
e Other expenditures for facilities and programs					
f Administrative expenses					
g End of year balance	0	0	0	0	0

2 Provide the estimated percentage of the current year end balance (line 1g, column (a)) held as:

- a Board designated or quasi-endowment %
- b Permanent endowment %
- c Term endowment %

The percentages on lines 2a, 2b, and 2c should equal 100%.

3a Are there endowment funds not in the possession of the organization that are held and administered for the organization by:

- (i) Unrelated organizations
- (ii) Related organizations

	Yes	No
3a(i)		
3a(ii)		
3b		

b If "Yes" on line 3a(i), are the related organizations listed as required on Schedule R?

4 Describe in Part XIII the intended uses of the organization's endowment funds.

Part VI Land, Buildings, and Equipment.

Complete if the organization answered "Yes" on Form 990, Part IV, line 11a. See Form 990, Part X, line 10.

Description of property	(a) Cost or other basis (investment)	(b) Cost or other basis (other)	(c) Accumulated depreciation	(d) Book value
1a Land	0	47,000		47,000
b Buildings	0	1,419,624	904,487	515,137
c Leasehold improvements	0	702,920	380,552	322,368
d Equipment	0	432,742	416,788	15,954
e Other	0	72,924	43,519	29,405

Total. Add lines 1a through 1e. (Column (d) must equal Form 990, Part X, column (B), line 10c.) 929,864

Part VII Investments—Other Securities.

Complete if the organization answered "Yes" on Form 990, Part IV, line 11b. See Form 990, Part X, line 12.

(a) Description of security or category (including name of security)	(b) Book value	(c) Method of valuation: Cost or end-of-year market value
(1) Financial derivatives	0	
(2) Closely held equity interests	0	
(3) Other		
(A)		
(B)		
(C)		
(D)		
(E)		
(F)		
(G)		
(H)		
Total. (Column (b) must equal Form 990, Part X, col. (B) line 12.) ▶	0	

Part VIII Investments—Program Related.

Complete if the organization answered "Yes" on Form 990, Part IV, line 11c. See Form 990, Part X, line 13.

(a) Description of investment	(b) Book value	(c) Method of valuation: Cost or end-of-year market value
(1)		
(2)		
(3)		
(4)		
(5)		
(6)		
(7)		
(8)		
(9)		
Total. (Column (b) must equal Form 990, Part X, col. (B) line 13.) ▶	0	

Part IX Other Assets.

Complete if the organization answered "Yes" on Form 990, Part IV, line 11d. See Form 990, Part X, line 15.

(a) Description	(b) Book value
(1)	
(2)	
(3)	
(4)	
(5)	
(6)	
(7)	
(8)	
(9)	
Total. (Column (b) must equal Form 990, Part X, col. (B) line 15.) ▶	0

Part X Other Liabilities.

Complete if the organization answered "Yes" on Form 990, Part IV, line 11e or 11f. See Form 990, Part X, line 25.

1.	(a) Description of liability	(b) Book value
(1)	Federal income taxes	0
(2)		
(3)		
(4)		
(5)		
(6)		
(7)		
(8)		
(9)		
Total. (Column (b) must equal Form 990, Part X, col. (B) line 25.) ▶		0

2. Liability for uncertain tax positions. In Part XIII, provide the text of the footnote to the organization's financial statements that reports the organization's liability for uncertain tax positions under FASB ASC 740. Check here if the text of the footnote has been provided in Part XIII . . .

Part XI Reconciliation of Revenue per Audited Financial Statements With Revenue per Return.

Complete if the organization answered "Yes" on Form 990, Part IV, line 12a.

1	Total revenue, gains, and other support per audited financial statements			1	2,015,718
2	Amounts included on line 1 but not on Form 990, Part VIII, line 12:				
a	Net unrealized gains (losses) on investments	2a	-289		
b	Donated services and use of facilities	2b			
c	Recoveries of prior year grants	2c			
d	Other (Describe in Part XIII.)	2d			
e	Add lines 2a through 2d			2e	-289
3	Subtract line 2e from line 1			3	2,016,007
4	Amounts included on Form 990, Part VIII, line 12, but not on line 1:				
a	Investment expenses not included on Form 990, Part VIII, line 7b	4a			
b	Other (Describe in Part XIII.)	4b			
c	Add lines 4a and 4b			4c	0
5	Total revenue. Add lines 3 and 4c. (This must equal Form 990, Part I, line 12.)			5	2,016,007

Part XII Reconciliation of Expenses per Audited Financial Statements With Expenses per Return.

Complete if the organization answered "Yes" on Form 990, Part IV, line 12a.

1	Total expenses and losses per audited financial statements			1	2,020,596
2	Amounts included on line 1 but not on Form 990, Part IX, line 25:				
a	Donated services and use of facilities	2a			
b	Prior year adjustments	2b			
c	Other losses	2c			
d	Other (Describe in Part XIII.)	2d			
e	Add lines 2a through 2d			2e	0
3	Subtract line 2e from line 1			3	2,020,596
4	Amounts included on Form 990, Part IX, line 25, but not on line 1:				
a	Investment expenses not included on Form 990, Part VIII, line 7b	4a			
b	Other (Describe in Part XIII.)	4b			
c	Add lines 4a and 4b			4c	0
5	Total expenses. Add lines 3 and 4c. (This must equal Form 990, Part I, line 18.)			5	2,020,596

Part XIII Supplemental Information.

Provide the descriptions required for Part II, lines 3, 5, and 9; Part III, lines 1a and 4; Part IV, lines 1b and 2b; Part V, line 4; Part X, line 2; Part XI, lines 2d and 4b; and Part XII, lines 2d and 4b. Also complete this part to provide any additional information.

**SCHEDULE G
(Form 990)**

Department of the Treasury
Internal Revenue Service

Supplemental Information Regarding Fundraising or Gaming Activities

Complete if the organization answered "Yes" on Form 990, Part IV, line 17, 18, or 19, or if the organization entered more than \$15,000 on Form 990-EZ, line 6a.

▶ Attach to Form 990 or Form 990-EZ.

▶ Go to www.irs.gov/Form990 for instructions and the latest information.

OMB No. 1545-0047

2021

Open to Public Inspection

Name of the organization

Boys & Girls Club of North County

Employer identification number

95-2241614

Part I Fundraising Activities. Complete if the organization answered "Yes" on Form 990, Part IV, line 17. Form 990-EZ filers are not required to complete this part.

- 1** Indicate whether the organization raised funds through any of the following activities. Check all that apply.
- a Mail solicitations
 - b Internet and email solicitations
 - c Phone solicitations
 - d In-person solicitations
 - e Solicitation of non-government grants
 - f Solicitation of government grants
 - g Special fundraising events
- 2a** Did the organization have a written or oral agreement with any individual (including officers, directors, trustees, or key employees listed in Form 990, Part VII) or entity in connection with professional fundraising services? Yes No
- b** If "Yes," list the 10 highest paid individuals or entities (fundraisers) pursuant to agreements under which the fundraiser is to be compensated at least \$5,000 by the organization.

(i) Name and address of individual or entity (fundraiser)	(ii) Activity	(iii) Did fundraiser have custody or control of contributions?		(iv) Gross receipts from activity	(v) Amount paid to (or retained by) fundraiser listed in col. (i)	(vi) Amount paid to (or retained by) organization
		Yes	No			
1 The Gavel Group 26439 Rancho Pk Lake Forest CA 92630	Event Auction		*	196,999	18,000	178,999
2				0	0	0
3				0	0	0
4				0	0	0
5				0	0	0
6				0	0	0
7				0	0	0
8				0	0	0
9				0	0	0
10				0	0	0
Total				196,999	18,000	178,999

- 3** List all states in which the organization is registered or licensed to solicit contributions or has been notified it is exempt from registration or licensing.

Part II Fundraising Events. Complete if the organization answered "Yes" on Form 990, Part IV, line 18, or reported more than \$15,000 of fundraising event contributions and gross income on Form 990-EZ, lines 1 and 6b. List events with gross receipts greater than \$5,000.

		(a) Event #1	(b) Event #2	(c) Other events	(d) Total events		
		Golf	Auction	NONE	(add col. (a) through col. (c))		
		(event type)	(event type)	(total number)			
Revenue	1	Gross receipts	59,377	196,999	0	256,376	
	2	Less: Contributions			0	0	
	3	Gross income (line 1 minus line 2)	59,377	196,999	0	256,376	
Direct Expenses	4	Cash prizes			0	0	
	5	Noncash prizes			0	0	
	6	Rent/facility costs			0	0	
	7	Food and beverages			0	0	
	8	Entertainment			0	0	
	9	Other direct expenses	22,736	66,970	0	89,706	
	10	Direct expense summary. Add lines 4 through 9 in column (d)				(89,706)
	11	Net income summary. Subtract line 10 from line 3, column (d)					166,670

Part III Gaming. Complete if the organization answered "Yes" on Form 990, Part IV, line 19, or reported more than \$15,000 on Form 990-EZ, line 6a.

		(a) Bingo	(b) Pull tabs/instant bingo/progressive bingo	(c) Other gaming	(d) Total gaming (add col. (a) through col. (c))	
		1	Gross revenue			
Direct Expenses	2	Cash prizes				0
	3	Noncash prizes				0
	4	Rent/facility costs				0
	5	Other direct expenses				0
	6	Volunteer labor	<input type="checkbox"/> Yes _____ % <input type="checkbox"/> No	<input type="checkbox"/> Yes _____ % <input type="checkbox"/> No	<input type="checkbox"/> Yes _____ % <input type="checkbox"/> No	
7	Direct expense summary. Add lines 2 through 5 in column (d)				(0)
8	Net gaming income summary. Subtract line 7 from line 1, column (d)					0

9 Enter the state(s) in which the organization conducts gaming activities: _____

a Is the organization licensed to conduct gaming activities in each of these states? Yes No

b If "No," explain: _____

10a Were any of the organization's gaming licenses revoked, suspended, or terminated during the tax year? Yes No

b If "Yes," explain: _____

SCHEDULE O
(Form 990)

Department of the Treasury
Internal Revenue Service
Name of the organization

Supplemental Information to Form 990 or 990-EZ

Complete to provide information for responses to specific questions on
Form 990 or 990-EZ or to provide any additional information.

▶ Attach to Form 990 or Form 990-EZ.

▶ Go to www.irs.gov/Form990 for the latest information.

OMB No. 1545-0047

2021

**Open to Public
Inspection**

Boys & Girls Club of North County

Employer identification number
95-2241614

Form 990, Part VI, Section B, Line 11b: The Chief Executive Officer reviews the Form 990 for
general accuracy before it is filed. In addition, the Form 990 is provided to Board Members for
review and approval prior to filing.

Form 990, Part VI, Section B, Line 12c: The conflict of interest policy as well as situations
and positions of the policy have taken place.

Form 990, Part VI, Section C, Line 19: The Organization's governing documents and tax forms
are available upon request.

Form 990, Part VI, Section B, Line 15a: The Board of Directors reviews compensation data to
establish guidelines for the organization.

Form 990, Part VI, Section B, Line 15b: The Executive Director in conjunction with Board
approval establishes the pay for the staff.

Electronic Filing Only

California Exempt Organization Annual Information Return

2021

199

Calendar Year 2021 or fiscal year beginning (mm/dd/yyyy) 07/01/2021, and ending (mm/dd/yyyy) 06/30/2022

Corporation/Organization name BOYS & GIRLS CLUB OF NORTH COUNTY		California corporation number 0437493
Additional information. See instructions.		FEIN 95-2241614
Street address (suite or room) 445 E IVY ST		PMB no.
City FALLBROOK	State CA	Zip code 92028
Foreign country name	Foreign province/state/county	Foreign postal code

<p>A First return <input type="checkbox"/> Yes <input checked="" type="checkbox"/> No</p> <p>B Amended return <input checked="" type="checkbox"/> Yes <input type="checkbox"/> No</p> <p>C IRC Section 4947(a)(1) trust <input type="checkbox"/> Yes <input checked="" type="checkbox"/> No</p> <p>D Final information return? <input checked="" type="checkbox"/> Dissolved <input type="checkbox"/> Surrendered (Withdrawn) <input type="checkbox"/> Merged/Reorganized Enter date: (mm/dd/yyyy) <input type="checkbox"/></p> <p>E Check accounting method: (1) <input type="checkbox"/> Cash (2) <input checked="" type="checkbox"/> Accrual (3) <input type="checkbox"/> Other</p> <p>F Federal return filed? (1) <input checked="" type="checkbox"/> 990T (2) <input type="checkbox"/> 990PF (3) <input type="checkbox"/> Sch H (990) (4) <input checked="" type="checkbox"/> Other 990 series</p> <p>G Is this a group filing? See instructions <input checked="" type="checkbox"/> Yes <input type="checkbox"/> No</p> <p>H Is this organization in a group exemption <input type="checkbox"/> Yes <input checked="" type="checkbox"/> No If "Yes," what is the parent's name?</p>	<p>I Did the organization have any changes to its guidelines not reported to the FTB? See instructions. <input checked="" type="checkbox"/> Yes <input type="checkbox"/> No</p> <p>J If exempt under R&TC Section 23701d, has the organization engaged in political activities? See instructions. <input checked="" type="checkbox"/> Yes <input type="checkbox"/> No</p> <p>K Is the organization exempt under R&TC Section 23701g? <input checked="" type="checkbox"/> Yes <input type="checkbox"/> No If "Yes," enter the gross receipts from nonmember sources \$</p> <p>L Is the organization a limited liability company? <input checked="" type="checkbox"/> Yes <input type="checkbox"/> No</p> <p>M Did the organization file Form 100 or Form 109 to report taxable income? <input checked="" type="checkbox"/> Yes <input type="checkbox"/> No</p> <p>N Is the organization under audit by the IRS or has the IRS audited in a prior year? <input checked="" type="checkbox"/> Yes <input type="checkbox"/> No</p> <p>O Is federal Form 1023/1024 pending? <input type="checkbox"/> Yes <input checked="" type="checkbox"/> No Date filed with IRS</p>
---	--

Part I Complete Part I unless not required to file this form. See General Information B and C.

Receipts and Revenues	1 Gross sales or receipts from other sources. From Side 2, Part II, line 8	1	471,407	00
	2 Gross dues and assessments from members and affiliates	2	24,269	00
	3 Gross contributions, gifts, grants, and similar amounts received.	3	1,610,037	00
	4 Total gross receipts for filing requirement test. Add line 1 through line 3. This line must be completed. If the result is less than \$50,000, see General Information B	4	2,105,713	00
	5 Cost of goods sold	5		00
	6 Cost or other basis, and sales expenses of assets sold	6		00
	7 Total costs. Add line 5 and line 6	7		00
	8 Total gross income. Subtract line 7 from line 4	8	2,105,713	00
Expenses	9 Total expenses and disbursements. From Side 2, Part II, line 18	9	2,110,302	00
	10 Excess of receipts over expenses and disbursements. Subtract line 9 from line 8	10	-4,589	00
Filing Fee	11 Total payments	11		00
	12 Use tax. See General Information K	12		00
	13 Payments balance. If line 11 is more than line 12, subtract line 12 from line 11	13		00
	14 Use tax balance. If line 12 is more than line 11, subtract line 11 from line 12	14		00
	15 Penalties and interest. See General Information J	15		00
16 Balance due. Add line 12 and line 15. Then subtract line 11 from the result	16		00	

Sign Here	Under penalties of perjury, I declare that I have examined this return, including accompanying schedules and statements, and to the best of my knowledge and belief, it is true, correct, and complete. Declaration of preparer (other than taxpayer) is based on all information of which preparer has any knowledge.			
	Signature of officer 	Title EXECUTIVE DIRECT	Date	Telephone (760) 728-5871
Paid Preparer's Use Only	Preparer's signature 	Date 02/07/2023	Check if self-employed <input type="checkbox"/>	PTIN P01871456
	Firm's name (or yours, if self-employed) and address MUNGER & COMPANY, CPAS		Firm's FEIN 47-3342732	
	2170 SOUTH EL CAMINO REAL, SUITE 217, OCEANSIDE, CA		Telephone 760-730-8020	
May the FTB discuss this return with the preparer shown above? See instructions <input checked="" type="checkbox"/> Yes <input type="checkbox"/> No				

Part II Organizations with gross receipts of more than \$50,000 and private foundations regardless of amount of gross receipts — complete Part II or furnish substitute information.

Receipts from Other Sources	1	Gross sales or receipts from all business activities. See instructions	1	469,495	00
	2	Interest	2	1,912	00
	3	Dividends	3		00
	4	Gross rents	4		00
	5	Gross royalties	5		00
	6	Gross amount received from sale of assets (See instructions)	6		00
	7	Other income. Attach schedule	7		00
	8	Total gross sales or receipts from other sources. Add line 1 through line 7. Enter here and on Side 1, Part I, line 1	8	471,407	00
Expenses and Disbursements	9	Contributions, gifts, grants, and similar amounts paid. Attach schedule	9		00
	10	Disbursements to or for members	10		00
	11	Compensation of officers, directors, and trustees. Attach schedule	11	101,758	00
	12	Other salaries and wages	12	1,197,158	00
	13	Interest	13		00
	14	Taxes	14	97,197	00
	15	Rents	15	80,873	00
	16	Depreciation and depletion (See instructions)	16	88,130	00
	17	Other expenses and disbursements. Attach schedule	17	545,186	00
	18	Total expenses and disbursements. Add line 9 through line 17. Enter here and on Side 1, Part I, line 9	18	2,110,302	00

Schedule L Balance Sheet	Beginning of taxable year		End of taxable year	
	(a)	(b)	(c)	(d)
Assets				
1 Cash		687,603		1,224,530
2 Net accounts receivable		651,433		227,213
3 Net notes receivable				
4 Inventories				
5 Federal and state government obligations				
6 Investments in other bonds				
7 Investments in stock				
8 Mortgage loans				
9 Other investments. Attach schedule				
10 a Depreciable assets	2,594,602		2,628,210	
b Less accumulated depreciation	(1,657,216)	937,386	(1,745,346)	882,864
11 Land		47,000		47,000
12 Other assets. Attach schedule		7,239		5,003
13 Total assets		2,330,661		2,386,610
Liabilities and net worth				
14 Accounts payable		65,236		102,813
15 Contributions, gifts, or grants payable				
16 Bonds and notes payable				
17 Mortgages payable				
18 Other liabilities. Attach schedule				23,250
19 Capital stock or principal fund				
20 Paid-in or capital surplus. Attach reconciliation				
21 Retained earnings or income fund		2,265,425		2,260,547
22 Total liabilities and net worth		2,330,661		2,386,610

Schedule M-1 Reconciliation of income per books with income per return

Do not complete this schedule if the amount on Schedule L, line 13, column (d), is less than \$50,000

1	Net income per books	● -4,589	7	Income recorded on books this year not included in this return. Attach schedule	●
2	Federal income tax	●	8	Deductions in this return not charged against book income this year. Attach schedule	●
3	Excess of capital losses over capital gains	●	9	Total. Add line 7 and line 8	
4	Income not recorded on books this year. Attach schedule	●	10	Net income per return. Subtract line 9 from line 6	-4,589
5	Expenses recorded on books this year not deducted in this return. Attach schedule	●			
6	Total. Add line 1 through line 5	-4,589			

2021 Depreciation and Amortization

3885F

Attach to Form 541, Form 109, or Form 199.

Name as shown on tax return BOYS & GIRLS CLUB OF NORTH COUNTY	FEIN 95-2241614
---	---------------------------

Tangible and intangible assets placed in service during the 2021 taxable year:			Depreciation			Amortization		
(a) Description of property	(b) Date placed in service (mm/dd/yyyy)	(c) Cost or other basis	(d) Method of figuring depreciation	(e) Life or rate	(f) Depreciation for this year	(g) Code section	(h) Period or percentage	(i) Amortization for this year
1 EQUIPMENT	12/20/2021	4,203	SL	7	300			
Add line 1 column (f) and column (i) amounts. See instructions					1	300		

Depreciation

- 2 California depreciation for assets placed in service beginning before the 2021 taxable year 2 87,830
Be sure to make adjustments for any basis differences.
- 3 Total California depreciation. Add line 1(f) and line 2 3 88,130

Amortization

- 4 California amortization for intangibles placed in service beginning before the 2021 taxable year 4 _____
Be sure to make adjustments for any basis differences.
- 5 Total California amortization. Add line 1(i) and line 4 5 _____
- 6 Total depreciation and amortization. Add line 3 and line 5. See instructions 6 88,130

General Information

In general, for taxable years beginning on or after January 1, 2015, California law conforms to the Internal Revenue Code (IRC) as of January 1, 2015. However, there are continuing differences between California and federal law. When California conforms to federal tax law changes, we do not always adopt all of the changes made at the federal level. For more information, go to ftb.ca.gov and search for **conformity**. Additional information can be found in FTB Pub. 1001, Supplemental Guidelines to California Adjustments.

The instructions provided with California tax forms are a summary of California tax law and are only intended to aid taxpayers in preparing their state income tax returns. We include information that is most useful to the greatest number of taxpayers in the limited space available. It is not possible to include all requirements of the California Revenue and Taxation Code (R&TC) in the instructions. Taxpayers should not consider the instructions as authoritative law.

A Purpose

Use form FTB 3885F, Depreciation and Amortization, to compute depreciation and amortization allowed as a deduction on Form 541, California Fiduciary Income Tax Return, Form 109, California Exempt Organization Business Income Tax Return, or Form 199, California Exempt Organization Annual Information Return. Attach form FTB 3885F to Form 541, Form 109, or Form 199.

Depreciation is the annual deduction allowed to recover the cost or other basis of business or income producing property with a determinable useful life of more than one year. Land is not depreciable.

Amortization is an amount deducted to recover the cost of certain capital expenses over a fixed period.

B Federal/State Differences

California law has not always conformed to federal law regarding depreciation methods, special credits, or accelerated write-offs.

Consequently, the recovery periods and the basis on which the depreciation is calculated may be different from the amounts used for federal purposes. Reportable differences may occur if all or part of your assets were placed in service:

- **Before January 1, 1987.** California disallowed depreciation under the federal Accelerated Cost Recovery System (ACRS). California depreciation is calculated in the same manner as in prior years for those assets.
- **On or after January 1, 1987.** California provides special credits and accelerated write-offs that affect the California basis for qualifying assets. California does not conform to all the changes to federal law enacted in 1993. Therefore, the California basis or recovery periods may be different for some assets.
- **On or after September 11, 2001.** California has not conformed to the federal Job Creation and Worker Assistance Act of 2002 which allows taxpayers to take an additional first year depreciation deduction and Alternative Minimum Tax depreciation adjustment for property placed in service after September 10, 2001.

Line 17, Part II (CA 199) - Other Deductions

1	Pension plans, employee benefits	1	93,187
2	Legal fees	2	0
3	Accounting fees	3	56,931
4	Other professional fees	4	35,729
5	Travel, conferences, and meetings	5	22,434
6	Printing and publications	6	0
7	Special events direct expenses	7	89,706
8	Office expenses	8	91,934
9	Other expenses	9	155,265
10		10	
11		11	
12	Total	12	545,186

Line 12, Sch L (CA 199) - Other Assets

	Beginning	End
1	0	0
2	7,239	5,003
3		
4		
5		
6		
7		
8		
9		
10	7,239	5,003

Line 18, Sch L (CA 199) - Other Liabilities

	Beginning of Year	End of Year
1	0	0
2	0	23,250
3		
4		
5		
6		
7		
8		
9		
10	0	23,250

MAIL TO:
Registry of Charitable Trusts
P.O. Box 903447
Sacramento, CA 94203-4470

STREET ADDRESS:
1300 I Street
Sacramento, CA 95814
(916) 210-6400

WEBSITE ADDRESS:
www.oag.ca.gov/charities

ANNUAL REGISTRATION RENEWAL FEE REPORT TO ATTORNEY GENERAL OF CALIFORNIA

Sections 12586 and 12587, California Government Code

11 Cal. Code Regs. sections 301-306, 309, 311, and 312

Failure to submit this report annually no later than four months and fifteen days after the end of the organization's accounting period may result in the loss of tax exemption and the assessment of a minimum tax of \$800, plus interest, and/or fines or filing penalties. Revenue & Taxation Code section 23703; Government Code section 12586.1. IRS extensions will be honored.

(For Registry Use Only)

Boys & Girls Club of North County Name of Organization List all DBAs and names the organization uses or has used 445 E Ivy St Address (Number and Street) Fallbrook, CA 92028 City or Town, State, and ZIP Code (760) 728-5871 Telephone Number allisonb@bgcnorthcounty.org E-mail Address	Check if: <input type="checkbox"/> Change of address <input type="checkbox"/> Amended report State Charity Registration Number <u>0437493</u> Corporation or Organization No. <u>CT04430</u> Federal Employer I.D. No. <u>95-2241614</u>
--	---

ANNUAL REGISTRATION RENEWAL FEE SCHEDULE (11 Cal. Code Regs. sections 301-307, 311, and 312)
 Make Check Payable to Department of Justice

Total Revenue	Fee	Total Revenue	Fee	Total Revenue	Fee
Less than \$50,000	\$25	Between \$250,001 and \$1 million	\$100	Between \$20,000,001 and \$100 million	\$800
Between \$50,000 and \$100,000	\$50	Between \$1,000,001 and \$5 million	\$200	Between \$100,000,001 and \$500 million	\$1,000
Between \$100,001 and \$250,000	\$75	Between \$5,000,001 and \$20 million	\$400	Greater than \$500 million	\$1,200

PART A - ACTIVITIES

For your most recent full accounting period (beginning 7/1/2021 ending 6/30/2022) list:

Total Revenue \$ (including noncash contributions) <u>2,016,007</u>	Noncash Contributions \$ <u>3,151</u>	Total Assets \$ <u>2,386,610</u>
Program Expenses \$ <u>1,694,019</u>	Total Expenses \$ <u>2,020,596</u>	

PART B - STATEMENTS REGARDING ORGANIZATION DURING THE PERIOD OF THIS REPORT

Note: All questions must be answered. If you answer "yes" to any of the questions below, you must attach a separate page providing an explanation and details for each "yes" response. Please review RRF-1 instructions for information required.

	Yes	No
1. During this reporting period, were there any contracts, loans, leases or other financial transactions between the organization and any officer, director or trustee thereof, either directly or with an entity in which any such officer, director or trustee had any financial interest?	X	
2. During this reporting period, was there any theft, embezzlement, diversion or misuse of the organization's charitable property or funds?		X
3. During this reporting period, were any organization funds used to pay any penalty, fine or judgment?		X
4. During this reporting period, were the services of a commercial fundraiser, fundraising counsel for charitable purposes, or commercial coventurer used?	X	
5. During this reporting period, did the organization receive any governmental funding?	X	
6. During this reporting period, did the organization hold a raffle for charitable purposes?		X
7. Does the organization conduct a vehicle donation program?		X
8. Did the organization conduct an independent audit and prepare audited financial statements in accordance with generally accepted accounting principles for this reporting period?	X	
9. At the end of this reporting period, did the organization hold restricted net assets, while reporting negative unrestricted net assets?		X

I declare under penalty of perjury that I have examined this report, including accompanying documents, and to the best of my knowledge and belief, the content is true, correct and complete.

_____ Signature of Authorized Agent	Allison Barclay Printed Name	Executive Director Title	_____ Date
--	---------------------------------	-----------------------------	---------------

Boys and Girls Club of North County
State Charity Registration Number: CT-04430
FEIN: 95-2241614
CA Corp: 0437493
JUNE 30, 2022

Responses to Form RRF-1

Question 4

Gavel Group
26439 Rancho Pkwy South #110, Lake Forest, CA 92630
949-900-2020

Question 5

California Department of Social Services
744 P Street, Sacramento, CA 95814
Kimberly Johnson
(800) 952-5253

Internal Revenue Service
1111 Constitution Avenue, SW, Washington DC, 20224
Douglas O'Donnell
(800) 829-1040

Department of Housing and Community Development
3989 Ruffin Road, San Diego, CA 92123
Gustavo Velasquez
(800) 952-8356

Governor's Office of Business and Economic Development
1325 J Street, Suite 1800, Sacramento, CA 95814
Dee Dee Myers
(916) 322-0694

County of San Diego Department of Parks and Recreation
5500 Overland Avenue, Suite 410, San Diego, CA 92123
Brian Albright
(877) 565-3600

Office of Juvenile and Delinquency Prevention
810 Seventh Street NW, Washington DC 20531
Liz Ryan
(202) 307-0703

Question 8

The organization engaged a CPA firm to conduct an audit.

GREAT SUMMERS START HERE!

Fallbrook Regional
HEALTH  **DISTRICT**

Swim Program sponsored by Fallbrook Regional Health District

Website



Boys & Girls Clubs of North County

CLUB NEWS

OPENING THE DOOR TO GREAT FUTURES EVERY DAY

Summer 2023



Summer at the Club

It's a busy summer at the Club! Now that June gloom is a memory, Club kids are enjoying the pool for swim lessons, swim team, and afternoon free swim.

Our partnerships with many local organizations are offering much-needed support and enrichment for our Club members. Fallbrook Regional Health District helps sponsor our Water Safety Program, helping educate our Club members on how to safely save someone experiencing distress in the water. Club members also learn how to save themselves from drowning.



Our partnership with Cal State San Marcos Nursing Students provides nurses to take care of our kids, and many of our Club members find the nurses to be excellent listeners.



Speaking of excellent listeners, our partnership with Palomar Family Counseling provides Club members with a safe place and caring counselors to talk about life changes and challenges.



FOR IMMEDIATE RELEASE

Community Partners Support Boys & Girls Clubs of North County

Fallbrook, CA – July 25, 2023 – It's summertime at Boys & Girls Clubs of North County and kids are joyously swimming, playing and learning. The Club's summer partnerships with other nonprofits and local organizations are important to the overall summer experience for our Club members.

Fallbrook Regional Health District helps sponsor the Water Safety Program during the summer. We not only teach kids how to swim, but we also teach them how to rescue other swimmers experiencing distress in the water safely and quickly. Young children are at the highest risk of drowning, and the Club with the help of the Fallbrook Regional Health Center ensures water safety is taught at an early age throughout the summer and we usually have non-swimmers happily swimming and safely playing in the water by the end of the summer. We also partner with the CDC and teach their youngest charges from 3 to 4 years old how to swim. They walk to our pool from their site down the street.

"Summer is a special time at the Club, we get to make great memories for the kids while teaching them valuable life lessons," said Allison Barclay, Chief Executive Officer of Boys & Girls Clubs of North County. "We also sneak in STEM education and literacy as fun activities all summer to help students overcome the learning gap that often happens over the summer. "

In addition to partnering with the Fallbrook Regional Health District and the CDC, we also partner with Cal State San Marcos School of Nursing to provide health services and education during the summer. Not only do the nursing students hand out many band aids and even more ice packs, but the nursing students also share important information. They recently engaged our Club members with a learning session on the importance of wearing sunscreen and avoiding the sun during peak hours by finding shade and wearing hats.

Palomar Family Counseling works with our Club members on learning how to better cope with life stressors and teaches them how to better communicate as well as make better life choices. One of their activities is throwing a soccer ball with questions back and forth between Club members and counselors as a means of getting a conversation going with questions such as What is your favorite game to play? to What scares you? Between the Cal State Nursing Students and the Palomar Family Counseling team, our Club members are well supported all summer.

The Fallbrook Food Pantry also partners with the Club and provides weekly gardening experience at the Fallbrook Regional Health District Wellness Center. Club members team up in groups of two and decide what to plant in their gardens and then learn how to care for the gardens to make them grow. They are also taught food nutrition information in a fun and accessible way by Food Pantry volunteers. Additionally, Child Nutrition Services provides breakfast and lunch daily, keeping Club members well fed and healthy.

This summer music is in the air with the help of our partners at the Fallbrook Music Society. Club members learned how to read music and play a variety of instruments.

This summer the Boys & Girls Clubs of North County is running summer camps for all three of the local school districts: Fallbrook Unified Elementary, Bonsall and Vallecitos. For 60 years, the Club has been the place for youth to go after school for fun memories with friends, programs that would enhance their learning experience, and relationships with caring staff. We currently serve over 2,000 every year at our 10 different sites throughout Fallbrook and Camp Pendleton.



Boys & Girls Clubs of North County

Published by Meredith Anderson · July 13, 2023 ·



Thank you, [Fallbrook Regional Health District](#), for a wonderful partnership and helping our kids have fun & stay safe this summer!





Boys & Girls Clubs of North County

Published by Meredith Anderson · May 19, 2023 ·



Happy National Learn to Swim Day! Sign up for our swim lessons in partnership with Fallbrook Regional Health District for this summer! bgcnorthcounty.org/programs/summer/





Boys & Girls Clubs of North County

Published by Meredith Anderson · February 16, 2023 · 🌟



🍌🍌 A delicious and nutritious pairing! 🍌 Thanks to our partnership with [Fallbrook Food Pantry](#) & [Fallbrook Regional Health District](#) we have been serving up a good time here at the Ingold Club learning about healthy habits. 🌱 #tripleplay 🍌🍌🍌



FRHD CHC GRANT BUDGET FORM

 Agency Name: **Boys & Girls Clubs of North County** PROGRAM NAME: **Water Safety Program**

Not all line items will correspond with your program budget. If the item does not fully align either leave it blank or group it in the best category possible. However, be sure your program budget is fully itemized.

1) A	INDIRECT EXPENSES:	PROGRAM COST	APPLYING ORGANIZATION	OTHER FUNDERS	REQUESTED FROM FRHD
A1	Administrative Support				
A2	General Insurance (not program specific)	2,000.00	2,000.00		
A3	Accounting & audit expenses	1,360.00	1,360.00		
A4	Consultant/Contractor Fees	800.00	800.00		
A5	Physical Assets (Rent, Facility Costs)	38,500.00	38,500.00		
A6	Utilities	1,500.00	1,500.00		
A7	IT & Internet				
A8	Marketing & Communications	100.00	100.00		
A9	Office Supplies				
A10	Training & Education	1,500.00	1,500.00		
A11	Other: specify				
TOTAL INDIRECT EXPENSE		45,760.00	45,760.00	-	-

B	PERSONNEL EXPENSES - PROGRAM SPECIFIC	PROGRAM COST	APPLYING ORGANIZATION	OTHER FUNDERS	REQUESTED FROM FRHD
B1	Head Lifeguard	8,000.00	4,000.00		4,000.00
B2	Lifeguards/Swim Instructors	35,700.00	20,700.00		15,000.00
B3					
B4					
B5	Payroll Expenses (WC, taxes) @9%	3,933.00	2,223.00		1,710.00
B6	Benefits				
B7	Other: specify				
TOTAL PERSONNEL EXPENSE		47,633.00	26,923.00	-	20,710.00

C	DIRECT PROGRAM EXPENSES	PROGRAM COST	APPLYING ORGANIZATION	OTHER FUNDERS	REQUESTED FROM FRHD
C1	Equipment				
C2	Program/Project Supplies	2,000.00	1,000.00		1,000.00
C3	Printing/Duplicating				
C4	Travel/Mileage				
C5	Program Specific Insurance				
C6					
C7					
C8					
C9					
C10					
C11					
C12					
C13					
C14					
C15					
TOTAL OTHER EXPENSES		2,000.00	1,000.00	-	1,000.00

D	TOTAL ALL EXPENSES	PROGRAM COST	% REQUESTED FROM FRHD
		\$ 95,393.00	23%

2) FUNDING SOURCES

E	FUNDS FOR PROGRAM	
E1	APPLYING ORGANIZATION	X 73,683.00
E2	OTHER FUNDERS	Y -
E3	REQUESTED FROM FRHD	Z 21,710.00
TOTAL FUNDING SOURCES		\$ 95,393.00

NOTE: THIS AMOUNT SHOULD BE EQUAL TO YOUR PROJECT COST.

3) % OF AGENCY BUDGET

F	CALCULATE % of Total Agency budget that this Program represents.	\$ 3,256,979.00	\$ 95,393.00	3%
		AGENCY BUDGET**	PROGRAM COST	% of AGENCY BUDGET

** Agency budget is your agency's entire budget for the year. Fill in the amount.