

Fallbrook Regional Health District
REPORT 1 - BALANCE SHEET COMPARISON
Comparison of Nov 2022 to Oct 2022

	Nov 30, 22	Oct 31, 22	\$ Change
ASSETS			
Current Assets			
Checking/Savings			
102.3 · Cash in Bank - Pacific Western	618,500.36	614,371.91	4,128.45
102.6 · Cash in Bank - LAIF	1,667,359.73	1,667,359.73	0.00
102.9 · Cash in Bank - CalTRUST	5,558,885.25	5,514,122.06	44,763.19
102.10 · Petty Cash	418.84	418.84	0.00
Total Checking/Savings	7,845,164.18	7,796,272.54	48,891.64
Other Current Assets			
104 · Prepaid Insurance	17,848.13	20,397.85	-2,549.72
107 · Tax Apportionment Receivable	748,316.37	101,462.22	646,854.15
110 · Reimbursement Rec'ble - CIF	-369.42	-369.42	0.00
Total Other Current Assets	765,795.08	121,490.65	644,304.43
Total Current Assets	8,610,959.26	7,917,763.19	693,196.07
Fixed Assets			
121 · Equipment	79,034.49	79,034.49	0.00
121.2 · Equipment Depreciation	-50,526.25	-49,756.00	-770.25
122.0 · Assets			
122.01 · S. Brandon Road	161,578.00	161,578.00	0.00
122.011 · S. Brandon Road Improvements	223,424.76	223,424.76	0.00
122.012 · S. Brandon Road Land	129,662.00	129,662.00	0.00
122.02 · E. Mission Road	1,441,539.86	1,441,539.86	0.00
122.021 · E. Mission Road Improvements	467,486.37	450,806.49	16,679.88
122.022 · E. Mission Road Land	360,629.00	360,629.00	0.00
122.04 · Accum Depr - All Buildings	-215,114.50	-210,741.00	-4,373.50
Total 122.0 · Assets	2,569,205.49	2,556,899.11	12,306.38
Total Fixed Assets	2,597,713.73	2,586,177.60	11,536.13
Other Assets			
130 · Note Receivable - East Alvarado	466,235.37	466,790.41	-555.04
Total Other Assets	466,235.37	466,790.41	-555.04
TOTAL ASSETS	<u>11,674,908.36</u>	<u>10,970,731.20</u>	<u>704,177.16</u>
LIABILITIES & EQUITY			
Liabilities			
Current Liabilities			
Accounts Payable			
140 · Accounts Payable	36,175.75	12,368.41	23,807.34
Total Accounts Payable	36,175.75	12,368.41	23,807.34
Other Current Liabilities			
203 - Accrued Payroll	18,451.54	17,673.93	777.61
204 · Accrued Vacation & Sick Leave	35,930.38	35,930.38	0.00
211 · Payroll Taxes Payable	7,058.42	6,544.27	514.15
213 · Simple Plan Payable	3,060.89	3,060.92	-0.03
220 · Refundable Deposit Payable	200.00	0.00	200.00
Total Other Current Liabilities	64,701.23	63,209.50	1,491.73
Total Current Liabilities	100,876.98	75,577.91	25,299.07
Total Liabilities	100,876.98	75,577.91	25,299.07

Fallbrook Regional Health District
REPORT 1 - BALANCE SHEET COMPARISON
 Comparison of Nov 2022 to Oct 2022

	<u>Nov 30, 22</u>	<u>Oct 31, 22</u>	<u>\$ Change</u>
Equity			
302.2 · Community Investment Funds	8,912,578.12	8,912,578.12	0.00
300 · Unrestricted Operations Fund	2,485,148.17	2,485,148.17	0.00
Net Income	176,305.09	-502,573.00	678,878.09
Total Equity	<u>11,574,031.38</u>	<u>10,895,153.29</u>	<u>678,878.09</u>
TOTAL LIABILITIES & EQUITY	<u>11,674,908.36</u>	<u>10,970,731.20</u>	<u>704,177.16</u>

Fallbrook Regional Health District
REPORT 2 - INCOME STATEMENT
For the Month Ended November 2022 & Fiscal Year to Date

	Nov 22	Jul - Nov 22
Ordinary Income/Expense		
Income		
400 · District Income		
402 · Property Tax Revenue	748,316.37	940,184.62
403 · Interest / Dividends	10,442.93	50,906.47
Total 400 · District Income	<u>758,759.30</u>	<u>991,091.09</u>
Total Income	758,759.30	991,091.09
Expense		
500 · Administrative Expenses		
500.01 · Communications	814.98	3,498.74
500.02 · IT Services	400.00	2,060.00
500.03 · Refreshments	37.18	258.70
500.04 · Office Expenses	1,238.32	6,256.50
500.05 · Utilities	813.51	5,848.43
500.06 · Independent Contract Services	0.00	6,693.75
500.07 · Maintenance Services & Repairs	3,103.11	30,585.38
500.08 · Vehicle Expenses	20.00	492.10
500.10 · Salaries	34,209.21	172,926.27
500.12 · Payroll Taxes	2,752.41	16,766.44
500.14 · W/C Insurance	230.33	1,039.15
500.15 · Employee Health & Welfare	2,563.28	12,800.04
500.16 · Board Stipends	1,212.75	7,512.75
500.17 · Education & Conferences	1,349.03	15,652.06
500.18 · Dues & Subscriptions	925.21	13,681.62
500.19 · Insurance - General	1,712.87	8,564.35
500.20 · Independent Accounting Services	1,500.00	7,500.00
500.21 · Annual Independent Audit	0.00	5,000.00
500.22 · Medical Records Store & Service	2,690.35	13,063.69
500.23 · General Counsel	2,800.00	11,865.00
500.29 · Dist Promotions & Publications	1,090.00	3,505.48
500.30 · Simple IRA Expense	838.06	3,286.21
500.33 · Copier Lease	902.85	4,505.25
500.36 · Accrued Vacation & Sick Leave	0.00	3,028.48
500.40 · Office Equipment	0.00	1,727.41
Total 500 · Administrative Expenses	<u>61,203.45</u>	<u>358,117.80</u>
570 · Comm. Health & Wellness Center		
570.32 · Vehicle Expenses	43.13	265.12
570.01 · Communications	435.91	1,974.55
570.04 · Office Expenses	1,005.47	3,405.97
570.05 · Utilities	1,512.90	5,946.25
570.07 · Maintenance Services & Repairs	7,842.00	25,598.61
570.10 · Salaries	13,431.13	57,289.79
570.12 · Payroll Taxes	1,033.75	4,426.54
570.15 · Employee Health & Welfare	2,323.13	13,196.90
570.18 · Dues & Subscriptions	344.00	516.00
570.19 · Insurance - General	606.52	3,032.60
570.29 · Dist Promotions & Publications	276.89	3,784.84
570.30 · Simple IRA Expense	283.91	1,232.05
570.40 · Office Equipment	0.00	1,315.79
Total 570 · Comm. Health & Wellness Center	<u>29,138.74</u>	<u>121,985.01</u>

Fallbrook Regional Health District
REPORT 2 - INCOME STATEMENT
For the Month Ended November 2022 & Fiscal Year to Date

	<u>Nov 22</u>	<u>Jul - Nov 22</u>
600 · Community Health Contracts		
600.02 · Boys & Girls Clubs of North Cty	0.00	35,312.00
600.04 · D'Vine Path	0.00	23,574.00
600.05 · Fallbrook Food Pantry	0.00	75,200.00
600.07 · Fallbrook Senior Citizens Serv	0.00	20,339.56
600.10 · Foundation for Senior Care	0.00	61,002.42
600.11 · Hospice of the Valleys	0.00	8,922.22
600.12 · Michelle's Place Cancer Res Ctr	0.00	23,703.00
600.14 · Palomar Family Counseling Svc	0.00	30,000.00
600.51 · NC Fire JPA (EMSO)	20,660.49	39,702.57
600.52 · NC Fire JPA (Public Comms)	0.00	8,479.67
Total 600 · Community Health Contracts	<u>20,660.49</u>	<u>326,235.44</u>
800 · District Direct Care Services		
800.01 · Health Services and Clinics	0.00	3,671.05
Total 800 · District Direct Care Services	<u>0.00</u>	<u>3,671.05</u>
Total Expense	<u>111,002.68</u>	<u>810,009.30</u>
Net Ordinary Income	647,756.62	181,081.79
Other Income/Expense		
Other Income		
406 · Unearned Gain/Loss - CalTRUST	34,320.26	-85,432.94
810 · Interest Income - Alvarado Str.	1,944.96	9,747.74
Total Other Income	<u>36,265.22</u>	<u>-75,685.20</u>
Other Expense		
825 · Depreciation		
500.27 · Depreciation - Brandon Rd.	1,408.45	7,042.25
570.27 · Depreciation - Mission Rd.	3,735.30	18,676.50
Total 825 · Depreciation	<u>5,143.75</u>	<u>25,718.75</u>
835 · FRHD Foundation		
580 · FRHD Foundation Support		
580.17 · Education & Conferences	0.00	176.71
Total 580 · FRHD Foundation Support	<u>0.00</u>	<u>176.71</u>
Total 835 · FRHD Foundation	<u>0.00</u>	<u>176.71</u>
900 · Community Investment Fund Reimb	0.00	-96,803.96
Total Other Expense	<u>5,143.75</u>	<u>-70,908.50</u>
Net Other Income	<u>31,121.47</u>	<u>-4,776.70</u>
Net Income	<u><u>678,878.09</u></u>	<u><u>176,305.09</u></u>

Fallbrook Regional Health District
REPORT 3 - PROFIT & LOSS ACTUAL vs. YTD BUDGET
 July through November 2022

	Jul - Nov 22	Budget	\$ Over Budget	% of Budget
Ordinary Income/Expense				
Income				
400 · District Income				
402 · Property Tax Revenue	940,184.62	839,694.54	100,490.08	112.0%
403 · Interest / Dividends	50,906.47	8,440.72	42,465.75	603.1%
Total 400 · District Income	991,091.09	848,135.26	142,955.83	116.9%
460 · Lease Income				
570.00 · Wellness Center Income	0.00	500.00	(500.00)	0.0%
Total 460 · Lease Income	0.00	500.00	(500.00)	0.0%
Total Income	991,091.09	848,635.26	142,455.83	116.8%
Expense				
500 · Administrative Expenses				
500.01 · Communications	3,498.74	4,065.00	(566.26)	86.1%
500.02 · IT Services	2,060.00	1,425.00	635.00	144.6%
500.03 · Refreshments	258.70	200.00	58.70	129.4%
500.04 · Office Expenses	6,256.50	4,750.00	1,506.50	131.7%
500.05 · Utilities	5,848.43	6,769.60	(921.17)	86.4%
500.06 · Independent Contract Services	6,693.75	7,085.00	(391.25)	94.5%
500.07 · Maintenance Services & Repairs	30,585.38	7,100.00	23,485.38	430.8%
500.08 · Vehicle Expenses	492.10	305.00	187.10	161.3%
500.10 · Salaries	172,926.27	138,104.20	34,822.07	125.2%
500.12 · Payroll Taxes	16,766.44	11,048.35	5,718.09	151.8%
500.14 · W/C Insurance	1,039.15	1,050.00	(10.85)	99.0%
500.15 · Employee Health & Welfare	12,800.04	18,133.50	(5,333.46)	70.6%
500.16 · Board Stipends	7,512.75	7,875.00	(362.25)	95.4%
500.17 · Education & Conferences	15,652.06	4,800.00	10,852.06	326.1%
500.18 · Dues & Subscriptions	13,681.62	22,575.00	(8,893.38)	60.6%
500.19 · Insurance - General	8,564.35	11,190.40	(2,626.05)	76.5%
500.20 · Independent Accounting Services	7,500.00	7,000.00	500.00	107.1%
500.21 · Annual Independent Audit	5,000.00	12,000.00	(7,000.00)	41.7%
500.22 · Medical Records Store & Service	13,063.69	11,090.05	1,973.64	117.8%
500.23 · General Counsel	11,865.00	13,965.00	(2,100.00)	85.0%
500.29 · Dist Promotions & Publications	3,505.48	5,625.00	(2,119.52)	62.3%
500.30 · Simple IRA Expense	3,286.21	4,143.15	(856.94)	79.3%
500.33 · Copier Lease	4,505.25	4,231.70	273.55	106.5%
500.36 · Accrued Vacation & Sick Leave	3,028.48	0.00	3,028.48	100.0%
500.40 · Office Equipment	1,727.41	3,600.00	(1,872.59)	48.0%
Total 500 · Administrative Expenses	358,117.80	308,130.95	49,986.85	116.2%
570 · Comm. Health & Wellness Center				
570.32 · Vehicle Expenses	265.12	0.00	265.12	100.0%
570.01 · Communications	1,974.55	1,100.00	874.55	179.5%
570.02 · IT Services	0.00	550.00	(550.00)	0.0%
570.04 · Office Expenses	3,405.97	2,500.00	905.97	136.2%
570.05 · Utilities	5,946.25	6,808.98	(862.73)	87.3%
570.06 · Independent Contract Services	0.00	577.50	(577.50)	0.0%
570.07 · Maintenance Services & Repairs	25,598.61	10,175.00	15,423.61	251.6%
570.10 · Salaries	57,289.79	64,011.00	(6,721.21)	89.5%
570.12 · Payroll Taxes	4,426.54	5,120.90	(694.36)	86.4%
570.15 · Employee Health & Welfare	13,196.90	14,239.10	(1,042.20)	92.7%
570.18 · Dues & Subscriptions	516.00	0.00	516.00	100.0%
570.19 · Insurance - General	3,032.60	3,750.00	(717.40)	80.9%
570.23 · General Counsel	0.00	10,000.00	(10,000.00)	0.0%
570.29 · Dist Promotions & Publications	3,784.84	9,633.35	(5,848.51)	39.3%
570.30 · Simple IRA Expense	1,232.05	1,944.10	(712.05)	63.4%
570.33 · Copier Lease	0.00	4,231.70	(4,231.70)	0.0%
570.40 · Office Equipment	1,315.79	4,000.00	(2,684.21)	32.9%
Total 570 · Comm. Health & Wellness Center	121,985.01	138,641.63	(16,656.62)	88.0%

Fallbrook Regional Health District
REPORT 3 - PROFIT & LOSS ACTUAL vs. YTD BUDGET
 July through November 2022

	Jul - Nov 22	Budget	\$ Over Budget	% of Budget
600 · Community Health Contracts				
600.02 · Boys & Girls Clubs of North Cty	35,312.00	25,156.00	10,156.00	140.4%
600.04 · D'Vine Path	23,574.00	11,787.00	11,787.00	200.0%
600.05 · Fallbrook Food Pantry	75,200.00	37,600.00	37,600.00	200.0%
600.07 · Fallbrook Senior Citizens Serv	20,339.56	10,169.78	10,169.78	200.0%
600.10 · Foundation for Senior Care	61,002.42	30,501.21	30,501.21	200.0%
600.11 · Hospice of the Valleys	8,922.22	4,461.11	4,461.11	200.0%
600.12 · Michelle's Place Cancer Res Ctr	23,703.00	11,851.50	11,851.50	200.0%
600.14 · Palomar Family Counseling Svc	30,000.00	15,000.00	15,000.00	200.0%
600.50 · NC Fire JPA (Ambulance)	0.00	105,000.00	(105,000.00)	0.0%
600.51 · NC Fire JPA (EMSO)	39,702.57	20,000.00	19,702.57	198.5%
600.52 · NC Fire JPA (Public Comms)	8,479.67	7,500.00	979.67	113.1%
Total 600 · Community Health Contracts	326,235.44	279,026.60	47,208.84	116.9%
800 · District Direct Care Services				
800.01 · Health Services and Clinics	3,671.05	89,583.35	(85,912.30)	4.1%
Total 800 · District Direct Care Services	3,671.05	89,583.35	(85,912.30)	4.1%
Total Expense	810,009.30	815,382.53	(5,373.23)	99.3%
Net Ordinary Income	181,081.79	33,252.73	147,829.06	544.6%
Other Income/Expense				
Other Income				
406 · Unearned Gain/Loss - CalTRUST	(85,432.94)	0.00	(85,432.94)	100.0%
810 · Interest Income - Alvarado Str.	9,747.74	0.00	9,747.74	100.0%
Total Other Income	(75,685.20)	0.00	(75,685.20)	100.0%
Other Expense				
825 · Depreciation				
500.27 · Depreciation - Brandon Rd.	7,042.25	0.00	7,042.25	100.0%
570.27 · Depreciation - Mission Rd.	18,676.50	0.00	18,676.50	100.0%
Total 825 · Depreciation	25,718.75	0.00	25,718.75	100.0%
835 · FRHD Foundation				
580 · FRHD Foundation Support				
580.17 · Education & Conferences	176.71	0.00	176.71	100.0%
Total 580 · FRHD Foundation Support	176.71	0.00	176.71	100.0%
Total 835 · FRHD Foundation	176.71	0.00	176.71	100.0%
900 · Community Investment Fund Reimb	(96,803.96)	0.00	(96,803.96)	100.0%
Total Other Expense	(70,908.50)	0.00	(70,908.50)	100.0%
Net Other Income	(4,776.70)	0.00	(4,776.70)	100.0%
Net Income	176,305.09	33,252.73	143,052.36	530.2%

Fallbrook Regional Health District
REPORT 4 - APPROVED ANNUAL BUDGET

July 2022 through June 2023

	Jul 22	Aug 22	Sep 22	Oct 22	Nov 22	Dec 22	Jan 23	Feb 23	Mar 23	Apr 23	May 23	Jun 23	TOTAL Jul '22 - Jun 23
835 - FRHD Foundation													
580 - FRHD Foundation Support													
580.01 - Communications	0.00	0.00	0.00	0.00	0.00	0.00	0.00	0.00	0.00	0.00	0.00	0.00	0.00
580.02 - IT Services	0.00	0.00	0.00	0.00	0.00	0.00	0.00	0.00	0.00	0.00	0.00	0.00	0.00
580.03 - Refreshments	0.00	0.00	0.00	0.00	0.00	0.00	0.00	0.00	0.00	0.00	0.00	0.00	0.00
580.04 - Office Expenses	0.00	0.00	0.00	0.00	0.00	0.00	0.00	0.00	0.00	0.00	0.00	0.00	0.00
580.05 - Utilities	0.00	0.00	0.00	0.00	0.00	0.00	0.00	0.00	0.00	0.00	0.00	0.00	0.00
580.07 - Maintenance Services & Repairs	0.00	0.00	0.00	0.00	0.00	0.00	0.00	0.00	0.00	0.00	0.00	0.00	0.00
580.10 - Salaries	0.00	0.00	0.00	0.00	0.00	0.00	0.00	0.00	0.00	0.00	0.00	0.00	0.00
580.12 - Payroll Taxes	0.00	0.00	0.00	0.00	0.00	0.00	0.00	0.00	0.00	0.00	0.00	0.00	0.00
580.14 - W/C Insurance	0.00	0.00	0.00	0.00	0.00	0.00	0.00	0.00	0.00	0.00	0.00	0.00	0.00
580.17 - Education & Conferences	0.00	0.00	0.00	0.00	0.00	0.00	0.00	0.00	0.00	0.00	0.00	0.00	0.00
580.18 - Dues & Subscriptions	0.00	0.00	0.00	0.00	0.00	0.00	0.00	0.00	0.00	0.00	0.00	0.00	0.00
580.19 - Insurance - General	0.00	0.00	0.00	0.00	0.00	0.00	0.00	0.00	0.00	0.00	0.00	0.00	0.00
580.20 - Independent Accounting Services	0.00	0.00	0.00	0.00	0.00	0.00	0.00	0.00	0.00	0.00	0.00	0.00	0.00
580.21 - Annual Independent Audit	0.00	0.00	0.00	0.00	0.00	0.00	0.00	0.00	0.00	0.00	0.00	0.00	0.00
580.23 - General Counsel	0.00	0.00	0.00	0.00	0.00	0.00	0.00	0.00	0.00	0.00	0.00	0.00	0.00
580.33 - Copier Lease	0.00	0.00	0.00	0.00	0.00	0.00	0.00	0.00	0.00	0.00	0.00	0.00	0.00
580.40 - Office Equipment	0.00	0.00	0.00	0.00	0.00	0.00	0.00	0.00	0.00	0.00	0.00	0.00	0.00
580 - FRHD Foundation Support - Other	0.00	0.00	0.00	0.00	0.00	0.00	0.00	0.00	0.00	0.00	0.00	0.00	0.00
Total 580 - FRHD Foundation Support	0.00	0.00	0.00	0.00	0.00	0.00	0.00	0.00	0.00	0.00	0.00	0.00	0.00
Total 835 - FRHD Foundation	0.00	0.00	0.00	0.00	0.00	0.00	0.00	0.00	0.00	0.00	0.00	0.00	0.00
900 - Community Investment Fund Reimb	0.00	0.00	0.00	0.00	0.00	0.00	0.00	0.00	0.00	0.00	0.00	0.00	0.00
Total Other Expense	0.00	0.00	0.00	0.00	0.00	0.00	0.00	0.00	0.00	0.00	0.00	0.00	0.00
Net Other Income	0.00	0.00	0.00	0.00	0.00	0.00	0.00	0.00	0.00	0.00	0.00	0.00	0.00
Net Income	-340,580.25	-109,213.42	-64,632.08	7,067.56	540,610.92	192,408.94	-12,744.26	-40,896.96	313,806.46	174,116.18	-68,822.72	-104,799.00	486,321.37

California State Treasurer
Fiona Ma, CPA



Local Agency Investment Fund
P.O. Box 942809
Sacramento, CA 94209-0001
(916) 653-3001

December 13, 2022

[LAIF Home](#)
[PMIA Average Monthly Yields](#)

FALLBROOK REGIONAL HEALTH DISTRICT

DISTRICT ADMINISTRATOR
138 SOUTH BRANDON ROAD
FALLBROOK, CA 92028

[Tran Type Definitions](#)

//

Account Number: [REDACTED]

November 2022 Statement

Account Summary

Total Deposit:	0.00	Beginning Balance:	1,667,359.73
Total Withdrawal:	0.00	Ending Balance:	1,667,359.73



CalTRUST
 PO Box 2709
 Granite Bay, CA 95746
 www.caltrust.org
 Email: admin@caltrust.org
 Fax: 402-963-9094
 Phone: 833-CALTRUST (225-8787)

Investment Account Summary

11/01/2022 through 11/30/2022

SUMMARY OF INVESTMENTS

Fund	Account Number	Total Shares Owned	Net Asset Value per Share on Nov 30 (\$)	Value on Nov 30 (\$)	Average Cost Amount (\$)	Cumulative Change in Value (\$)
FALLBROOK REGIONAL HEALTH DISTRICT	██████████					
CalTRUST Medium Term Fund	██████████	573,080.954	9.70	5,558,885.25	5,747,912.28	(189,027.03)
Portfolios Total value as of 11/30/2022				5,558,885.25		

DETAIL OF TRANSACTION ACTIVITY

Activity Description	Activity Date	Amount (\$)	Amount in Shares	Balance in Shares	Price per Share (\$)	Balance (\$)	Average Cost Amt (\$)	Realized Gain/(Loss) (\$)
		FALLBROOK REGIONAL HEALTH DISTRICT					Account Number: ██████████	
Beginning Balance	11/01/2022			572,004.363	9.64	5,514,122.06		
Accrual Income Div Reinvestment	11/30/2022	10,442.93	1,076.591	573,080.954	9.70	5,558,885.25	0.00	0.00
Change in Value						34,320.26		
Closing Balance as of	Nov 30			573,080.954	9.70	5,558,885.25		

Please note that this information should not be construed as tax advice and it is recommended that you consult with a tax professional regarding your account.



2022 CalTRUST Closures

Please note that the CalTRUST Funds will be closed for trading on the following days:

Date	Holiday
—*—	New Year's Day
January 17, 2022	Martin Luther King, Jr. Day
February 21, 2022	Washington's Birthday
April 15, 2022	Good Friday
May 30, 2022	Memorial Day
June 20, 2022 (observed)	Juneteenth National Independence Day
July 4, 2022	Independence Day
September 5, 2022	Labor Day
October 10, 2022	Columbus Day
November 11, 2022	Veterans Day
November 24, 2022	Thanksgiving Day
December 26, 2022 (observed)	Christmas Day

EARLY CLOSURES:

April 14, May 27, July 1, November 25, December 23, and December 30

LOCAL AGENCY INVESTMENT FUND (LAIF)

Through the Pooled Money Investment Account (PMIA), the State Treasurer invests taxpayers' money to manage the State's cash flow and strengthen the financial security of local governmental entities. PMIA policy sets as primary investment objectives safety, liquidity and yield. Total assets under LAIF Management at month-end was \$27.6 billion.

As of November 30, 2022, the PMIA's holdings included US Treasury Bills and Notes (66.35% of portfolio), Federal Agency Debentures and Discount Notes (19.46% of portfolio), CDs and Commercial Paper (11.17% of portfolio).

As of November 30, 2022, the District's balance was \$1,667,359.73. This represents 23.07% of the District's investment portfolio. The Performance Rate for the month of November was 2.007%.

In November, 2022, the District reported \$0.00 in quarterly earnings.

CalTRUST

The CalTRUST Board works closely with the investment manager, BlackRock, to ensure that public dollars are managed securely and efficiently and are in full compliance with California Law. The primary objective is to safeguard the preservation of principal.

The District is invested in the CalTRUST Medium Term Fund which held, in part, the following sectors at November 30, 2022: Corporate Bonds (31.88% of portfolio), US Government and Agencies (48.95% of portfolio) and CDs (3.19% of portfolio). Total assets under CalTRUST Management at month-end was over \$2.4 billion.

As of November 30, 2022, the District's closing Net Asset Value was \$5,558,885.25. This represents 76.93% of the District's investment portfolio.

In November 2022, the District earned \$10,442.93 in dividend income and reported an unrealized gain of \$34,320.26. The One Year Yield on the Medium-Term Fund was 1.16%

The investments of the District are in compliance with the District's 2022-2023 Investment Policy. The balances in the District's investment accounts give the District the ability to meet its expenditure requirements for the next eighteen (18) months.

Fallbrook Regional Health District
REPORT 7 - PROPERTY TAX REVENUE

November 2022

Type	Date	Name	Amount	Balance
400 · District Income				
402 · Property Tax Revenue				
General Journal	07/31/2022		33,039.59	33,039.59
General Journal	08/31/2022		19,112.02	52,151.61
General Journal	09/30/2022		38,254.42	90,406.03
General Journal	10/31/2022		101,462.22	191,868.25
General Journal	11/30/2022		748,316.37	940,184.62
Total 402 · Property Tax Revenue			940,184.62	940,184.62
Total 400 · District Income			940,184.62	940,184.62
TOTAL			940,184.62	940,184.62

Fallbrook Regional Health District
REPORT 8 - CHECK DETAIL REPORT
November 2022

Date	Num	Name	Memo	Amount
102.3 - Cash in Bank - Pacific Western				
11/02/2022		Getstreamline		-200.00
11/02/2022	279		October Simple Plan - American Funds	-4,182.86
11/03/2022	13034	Juana Diaz	Office Cleaning	-420.00
11/03/2022	13035	Brand Assasins	Signage - WC	-172.29
11/03/2022	13036	California Special Dist...	Conference	-625.00
11/03/2022	13037	CSDA-SD Chapter	Meeting Registration	-60.00
11/03/2022	13038	Fallbrook Chamber of ...	Christmas Parade registration	-20.00
11/03/2022	13039	Fallbrook Local Locks...	Replace lock project - 50% deposit	-3,972.00
11/03/2022	13040	Fallbrook Waste & Re...	Utilities - WC	-283.38
11/03/2022	13041	Fowler Pest Control, L...	Pest Control - WC	-155.00
11/03/2022	13042	Geracitano-reimburse,...	Mileage reimbursement	-13.75
11/03/2022	13043	Iron Mountain	Medical Records Storage	-2,590.71
11/03/2022	13044	Konica Minolta	Copier Lease - Admin	-902.85
11/03/2022	13045	LDC Always Green La...		-1,585.00
11/03/2022	13046	Patty Taylor	Supplies - WC	-137.47
11/03/2022	13047	SDG&E - 5971 - E. Mi...	Utilities - WC	-585.78
11/03/2022	13048	SDG&E - 6994 - Bran...	Utilities - Admin	-719.38
11/03/2022	13049	Spectrum - Mission	8448 20 899 0060354	-285.91
11/03/2022	13050	Spectrum Business-Br...	8448 20 899 0060321	-342.91
11/03/2022	13051	Springston Design LLC	IT Management	-400.00
11/03/2022	13052	Village News	Underpayment of invoice	-10.00
11/04/2022	263		10/31/22 Payroll/Tax Disbursement	-24,218.20
11/10/2022	13053	24 Hour Elevator Inc.	Maintenance - Admin	-238.11
11/10/2022	13054	Ahrend Studios	Portraits - WC	-204.73
11/10/2022	13055	Association of Fundrai...	Membership Dues	-350.00
11/10/2022	13056	Juana Diaz	Cleaning Service	-380.00
11/10/2022	13057	Culligan of Escondido	Water service - Admin	-58.50
11/10/2022	13058	Fallbrook Directory	Promo and Pubs - Admin	-575.00
11/10/2022	13059	Fallbrook Printing Cor...	Business Cards - WC	-122.84
11/10/2022	13060	Patty Taylor	Sept & Oct mileage	-30.58
11/10/2022	13061	Pitney Bowes - Purch...	8000-9090-0976-9550	-150.00
11/10/2022	13062	SDRMA	Health Coverage	-293.35
11/10/2022			Deposit	2,700.00
11/14/2022		ADP, LLC		-130.70
11/16/2022	277		Tax Apportionment for November	101,462.22
11/17/2022	13063	Juana Diaz	Office Cleaning	-380.00
11/17/2022	13064	Key, Darren		-1,905.00
11/17/2022	13065	UMPQUA Bank		-1,999.53
11/17/2022	13066	Judith Oswald	Travel reimbursement	-687.45
11/18/2022	265		11/15/22 Payroll/Tax Disbursement	-24,059.62
11/18/2022		GoDaddy		-191.88
11/21/2022		GoDaddy		-71.88
11/22/2022	13067	CalPERS	ID 1559595490	-5,001.83
11/22/2022	13068	Rotary Club of Fallbrook	Sept/Oct Dues	-172.00
11/22/2022	13069	Sun Realty	Maintenance & Repairs - Admin	-375.00
11/22/2022	13140	North County Fire Prot...	MSO - Salaries	-20,660.49
11/25/2022		ADP, LLC		-112.79
Total 102.3 - Cash in Bank - Pacific Western				4,128.45
TOTAL				4,128.45



UMPQUA BANK

BL ACCT 00002840-20000001
FALLBROOK REG HEALTH DIST
Account Number: ####-####-####-7117
Page 1 of 3



Account Summary




Billing Cycle		11/30/2022
Days In Billing Cycle		30
Previous Balance		\$1,999.53
Purchases	+	\$1,983.84
Cash	+	\$0.00
Balance Transfers	+	\$0.00
Special	+	\$0.00
Credits	-	\$0.00
Payments	-	\$1,999.53-
Other Charges	+	\$4.20
Finance Charges	+	\$0.00

NEW BALANCE \$1,988.04

Credit Summary

Total Credit Line	\$6,000.00
Available Credit Line	\$4,011.96
Available Cash	\$0.00
Amount Over Credit Line	\$0.00
Amount Past Due	\$0.00
Disputed Amount	\$0.00

Account Inquiries

-  Call us at: (866) 777-9013
Lost or Stolen Card: (866) 839-3485
-  Go to www.umpquabank.com
-  Write us at PO BOX 35142 - LB1181, SEATTLE, WA 98124-5142

Payment Summary

NEW BALANCE	\$1,988.04
MINIMUM PAYMENT	\$1,988.04
PAYMENT DUE DATE	12/25/2022

NOTE: Grace period to avoid a finance charge on purchases, pay entire new balance by payment due date. Finance charge accrues on cash advances until paid and will be billed on your next statement.

Corporate Activity

TOTAL CORPORATE ACTIVITY				\$1,999.53-
Trans Date	Post Date	Reference Number	Transaction Description	Amount
11/22	11/22	0000000LBX2211224205001	PAYMENT - THANK YOU	\$1,999.53-

Cardholder Account Summary

LINDA BANNERMAN #### #### #### 7133	Payments & Other Credits \$0.00	Purchases & Other Charges \$1,192.51	Cash Advances \$0.00	Total Activity \$1,192.51
--	---------------------------------------	--	-------------------------	------------------------------

Cardholder Account Detail

Trans Date	Post Date	Plan Name	Reference Number	Description	Amount
11/03	11/03	PPLN01	24692162307109172381741	VAST CONFERENCE 888-8868869 CA	\$7.87
11/03	11/04	PPLN01	24492152307719202614433	ADOBE *ACROPRO SUBS 408-536-6000 CA	\$67.96
11/10	11/13	PPLN01	24943002315708323045330	HOLIDAY INN EXPRESS MONT SEASIDE CA	\$661.58
11/17	11/17	PPLN01	24692162321109632594208	WWW COSTCO COM 800-955-2292 WA	\$35.99

PLEASE DETACH COUPON AND RETURN PAYMENT USING THE ENCLOSED ENVELOPE - ALLOW UP TO 7 DAYS FOR RECEIPT

UMPQUA BANK
PO BOX 35142 - LB1181
SEATTLE WA 98124-5142



Account Number

7117

Check box to indicate name/address change on back of this coupon

AMOUNT OF PAYMENT ENCLOSED

Closing Date	New Balance	Total Minimum Payment Due	Payment Due Date
11/30/22	\$1,988.04	\$1,988.04	12/25/22

\$



BL ACCT 00002840-20000001
FALLBROOK REG HEALTH DIST
138 SOUTH BRANDON ROAD
FALLBROOK CA 92028

MAKE CHECK PAYABLE TO:

UMPQUA BANK COMMERCIAL CARD OPS
PO BOX 35142 - LB1181
SEATTLE WA 98124-5142

Cardholder Account Detail Continued					
Trans Date	Post Date	Plan Name	Reference Number	Description	Amount
11/14	11/17	PPLN01	74579162320459080782761	BLS*TOMEDES LTD8777748914 LONDON	\$70.00
11/14	11/17	PPLN01	74579162320459080782779	BLS*TOMEDES LTD8777748914 LONDON	\$140.00
11/14	11/17	PPLN01	74579162320459080782761	INTERNATIONAL TRANS FEE	\$1.40
11/14	11/17	PPLN01	74579162320459080782779	INTERNATIONAL TRANS FEE	\$2.80
11/17	11/18	PPLN01	24801972321726160694009	AED SUPERSTORE 800-544-0048 WI	\$109.91
11/27	11/28	PPLN01	24906412331161478028147	EIG*CONSTANTCONTACT.COM 855-2295506 MA	\$95.00

Cardholder Account Summary					
RACHEL MASON ##### 2600		Payments & Other Credits \$0.00	Purchases & Other Charges \$257.18	Cash Advances \$0.00	Total Activity \$257.18

Cardholder Account Detail					
Trans Date	Post Date	Plan Name	Reference Number	Description	Amount
11/01	11/02	PPLN01	24793382305000094303828	ONLINE JOB ADS INDEED 512-4595300 TX	\$120.00
11/18	11/20	PPLN01	24692162322100873813828	SQ *THE COAL BUNKER Fallbrook CA	\$37.18
11/29	11/30	PPLN01	24801972333200835600334	GARDEN CENTER CAFE FALLBROOK CA	\$100.00

Cardholder Account Summary					
THERESA GERACITANO ##### 9073		Payments & Other Credits \$0.00	Purchases & Other Charges \$538.35	Cash Advances \$0.00	Total Activity \$538.35

Cardholder Account Detail					
Trans Date	Post Date	Plan Name	Reference Number	Description	Amount
11/08	11/09	PPLN01	24204292312000153818166	FACEBK GPL4DJSF2 650-5434800 CA	\$27.00
11/09	11/10	PPLN01	24445002314000923257299	DOLLAR TREE FALLBROOK CA	\$17.51
11/15	11/16	PPLN01	24427332319740279612047	GROCERY OUTLET OF F FALLBROOK CA	\$40.38
11/16	11/18	PPLN01	24129422321100000637472	MAJOR MARKET FALLBROOK CA	\$166.34
11/16	11/18	PPLN01	24129422321100000638413	MAJOR MARKET FALLBROOK CA	\$8.74
11/23	11/24	PPLN01	24692162327104870614010	SQ *FALLBROOK ANIMAL SANC Fallbrook CA	\$128.00
11/26	11/27	PPLN01	24692162330106955175796	SQ *SEW ECO CHIC Fallbrook CA	\$50.00
11/26	11/28	PPLN01	24755422331163316251742	FALLBROOK ART CENTER FALLBROOK CA	\$73.27
11/28	11/29	PPLN01	24692162332108577423016	SQ *FALLBROOK ANIMAL SANC Fallbrook CA	\$11.00
11/28	11/30	PPLN01	24540452333202000300061	HAWTHORNE COUNTRY STO 760-7281150 CA	\$16.11

Finance Charge Summary / Plan Level Information									
Plan Name	Plan Description	FCM ¹	Average Daily Balance	Periodic Rate *	Corresponding APR	Finance Charges	Effective APR Fees **	Effective APR	Ending Balance
Purchases									
PPLN01001	PURCHASE	E	\$0.00	0.06024%(D)	21.9900%	\$0.00	\$0.00	0.0000%	\$1,988.04
Cash									
CPLN01001	CASH	A	\$0.00	0.06572%(D)	23.9900%	\$0.00	\$0.00	0.0000%	\$0.00
* Periodic Rate (M)=Monthly (D)=Daily							Days In Billing Cycle: 30		
** includes cash advance and foreign currency fees							APR = Annual Percentage Rate		
¹ FCM = Finance Charge Method									
(V) = Variable Rate If you have a variable rate account the periodic rate and Annual Percentage Rate (APR) may vary.									

**Fallbrook Regional Health District
Uses of Community Investment Funds**

Community Investment Fund Beginning Balance as of 11/01/2022				\$8,579,619.53
	Date	Name	Memo	Amount
122.021 - E. Mission Road Improvements				
	11/10/2022	JW Mechanical	WC - HVAC	9,582.50
	11/23/2022	Fallbrook Local Locksmith	WC - Upgrade Locks	3,962.38
	11/23/2022	Taylor Design	WC - Services	3,135.00
Total 122.021 - E. Mission Road Improvements				16,679.88
570.07 · Maintenance Services & Repairs				
	44867	Fallbrook Local Locksmith	Replace lock project - 50% deposi	3,972.00
	44874	Key, Darren	Repairs - WC	1,795.00
Total 570.07 · Maintenance Services & Repairs				5,767.00
Community Investment Fund Ending Balance as of 11/30/2022				\$8,557,172.65
Total Community Funds used FY 2022-2023				\$ 112,044.01